



APPENDIX

- Linden Community Schools "Sinking Fund" Budget (2007-2017)
- Community Survey Questionnaire and Results
- Public Workshop Results
- References
- Additional Resources



**Linden Community Schools
Sinking Fund
Capital Projects
Subject to Change**

| 2007-08 | 2008-09 | | | | | | | | | | | | | | | | | | | | | | | | | | | | | | | | | | | | | | | | | | | | | | | | | | | | | | | | | | | | | | | | | | | | | | | | | | | | | | | | | | | | | | | | | | | | | | | | | | | | | | | | | | | | | | | | | | | | | | | | | | | | | | | | | | | | | | | | | | | | | | | | |
|---|--|----------------|---------|-------------------------|----|-------|----------------------|-----------|----------------|---------------------|----|---------|---|----|--------|------------------------------|----|-------|------------------------------|----|--------|--------------------------|----|-------|---|----|--------|---------------------|----|-------|------------------------------|----|-------|------------|----|-------|-------------------------|----|-------|------------------------|----|-------|---|----|--------|--------------------|----|-------|-------------------------------|----|--------|----------------------------|----|--------|------------------|----|-------|---------------------------|----|--------|----------------------|----|-----|---------------------------|-----------|----------------|--|-------------|--|--|-------------------------|--|--|----------------------|--|--|---------------------|--|--|----------------------|--|--|------------------------------|--|--|-----------------------|--|--|--------------------------|--|--|---------------------------------|--|--|--|--|--|--------------------------------|--|--|----------------------------|--|--|--|--|--|--------------------------|--|--|------------------------|--|--|--|--|--|----------------------|--|--|-----------------------------------|--|--|-----------------------------|--|--|--|--|--|---|--|--|---|--|--|----------------|--|--|------------------------------|--|--|---------------|--|--|---------------------------|--|--|
| SINKING FUND BUDGET | SINKING FUND BUDGET | | | | | | | | | | | | | | | | | | | | | | | | | | | | | | | | | | | | | | | | | | | | | | | | | | | | | | | | | | | | | | | | | | | | | | | | | | | | | | | | | | | | | | | | | | | | | | | | | | | | | | | | | | | | | | | | | | | | | | | | | | | | | | | | | | | | | | | | | | | | | | | | |
| Completed Summer 2007 | Completed Summer 2008 | | | | | | | | | | | | | | | | | | | | | | | | | | | | | | | | | | | | | | | | | | | | | | | | | | | | | | | | | | | | | | | | | | | | | | | | | | | | | | | | | | | | | | | | | | | | | | | | | | | | | | | | | | | | | | | | | | | | | | | | | | | | | | | | | | | | | | | | | | | | | | | | |
| <p><u>REVENUES</u></p> <table style="width: 100%; border-collapse: collapse;"> <tr> <td style="width: 60%; text-align: right;">Local Taxes</td> <td style="width: 5%; text-align: center;">\$</td> <td style="width: 35%; text-align: right;">888,863</td> </tr> <tr> <td style="text-align: right;">Interest on Investments</td> <td style="text-align: center;">\$</td> <td style="text-align: right;">8,588</td> </tr> <tr> <td style="text-align: right;">Total Revenue</td> <td style="text-align: center;">\$</td> <td style="text-align: right;">897,451</td> </tr> </table> <p><u>EXPENDITURES</u></p> <table style="width: 100%; border-collapse: collapse;"> <tr> <td style="width: 60%; text-align: right;">Energy Bond Payment</td> <td style="width: 5%; text-align: center;">\$</td> <td style="width: 35%; text-align: right;">205,000</td> </tr> <tr> <td style="text-align: right;">HS, LE Walls and CE 19A/19B Renovations</td> <td style="text-align: center;">\$</td> <td style="text-align: right;">16,172</td> </tr> <tr> <td style="text-align: right;">HE Asphalt Path @ Playground</td> <td style="text-align: center;">\$</td> <td style="text-align: right;">5,680</td> </tr> <tr> <td style="text-align: right;">LE A/C Condenser Replacement</td> <td style="text-align: center;">\$</td> <td style="text-align: right;">12,600</td> </tr> <tr> <td style="text-align: right;">Elementary Concrete Work</td> <td style="text-align: center;">\$</td> <td style="text-align: right;">3,103</td> </tr> <tr> <td style="text-align: right;">Freshman Baseball Field Renovations and Fencing</td> <td style="text-align: center;">\$</td> <td style="text-align: right;">14,261</td> </tr> <tr> <td style="text-align: right;">Argentine Guardrail</td> <td style="text-align: center;">\$</td> <td style="text-align: right;">6,425</td> </tr> <tr> <td style="text-align: right;">HS Video Production Lab Work</td> <td style="text-align: center;">\$</td> <td style="text-align: right;">7,749</td> </tr> <tr> <td style="text-align: right;">CE Fencing</td> <td style="text-align: center;">\$</td> <td style="text-align: right;">1,610</td> </tr> <tr> <td style="text-align: right;">Hyatt Fiber Optic Cable</td> <td style="text-align: center;">\$</td> <td style="text-align: right;">6,965</td> </tr> <tr> <td style="text-align: right;">Handicap Parking Signs</td> <td style="text-align: center;">\$</td> <td style="text-align: right;">1,817</td> </tr> <tr> <td style="text-align: right;">Project Engineering, Architecture and Advertising</td> <td style="text-align: center;">\$</td> <td style="text-align: right;">98,148</td> </tr> <tr> <td style="text-align: right;">Concession Re-Wire</td> <td style="text-align: center;">\$</td> <td style="text-align: right;">1,133</td> </tr> <tr> <td style="text-align: right;">Elementary Projector Switches</td> <td style="text-align: center;">\$</td> <td style="text-align: right;">11,016</td> </tr> <tr> <td style="text-align: right;">HS Survey and Soil Borings</td> <td style="text-align: center;">\$</td> <td style="text-align: right;">12,695</td> </tr> <tr> <td style="text-align: right;">HS Balcony Steps</td> <td style="text-align: center;">\$</td> <td style="text-align: right;">4,800</td> </tr> <tr> <td style="text-align: right;">2008-09 Projects Pre-work</td> <td style="text-align: center;">\$</td> <td style="text-align: right;">21,459</td> </tr> <tr> <td style="text-align: right;">AE Parking Lot Basin</td> <td style="text-align: center;">\$</td> <td style="text-align: right;">832</td> </tr> <tr> <td style="text-align: right;">Total Expenditures</td> <td style="text-align: center;">\$</td> <td style="text-align: right;">431,465</td> </tr> </table> | Local Taxes | \$ | 888,863 | Interest on Investments | \$ | 8,588 | Total Revenue | \$ | 897,451 | Energy Bond Payment | \$ | 205,000 | HS, LE Walls and CE 19A/19B Renovations | \$ | 16,172 | HE Asphalt Path @ Playground | \$ | 5,680 | LE A/C Condenser Replacement | \$ | 12,600 | Elementary Concrete Work | \$ | 3,103 | Freshman Baseball Field Renovations and Fencing | \$ | 14,261 | Argentine Guardrail | \$ | 6,425 | HS Video Production Lab Work | \$ | 7,749 | CE Fencing | \$ | 1,610 | Hyatt Fiber Optic Cable | \$ | 6,965 | Handicap Parking Signs | \$ | 1,817 | Project Engineering, Architecture and Advertising | \$ | 98,148 | Concession Re-Wire | \$ | 1,133 | Elementary Projector Switches | \$ | 11,016 | HS Survey and Soil Borings | \$ | 12,695 | HS Balcony Steps | \$ | 4,800 | 2008-09 Projects Pre-work | \$ | 21,459 | AE Parking Lot Basin | \$ | 832 | Total Expenditures | \$ | 431,465 | <p><u>REVENUES</u></p> <table style="width: 100%; border-collapse: collapse;"> <tr> <td style="width: 60%; text-align: right;">Local Taxes</td> <td style="width: 5%;"></td> <td style="width: 35%;"></td> </tr> <tr> <td style="text-align: right;">Interest on Investments</td> <td></td> <td></td> </tr> <tr> <td style="text-align: right;">Total Revenue</td> <td></td> <td></td> </tr> </table> <p><u>EXPENDITURES</u></p> <table style="width: 100%; border-collapse: collapse;"> <tr> <td style="width: 60%; text-align: right;">Energy Bond Payment</td> <td style="width: 5%;"></td> <td style="width: 35%;"></td> </tr> <tr> <td style="text-align: right;">AE Classroom Storage</td> <td></td> <td></td> </tr> <tr> <td style="text-align: right;">HS Outside Visitor Bleachers</td> <td></td> <td></td> </tr> <tr> <td style="text-align: right;">LE Window Replacement</td> <td></td> <td></td> </tr> <tr> <td style="text-align: right;">HS LAC Wall Construction</td> <td></td> <td></td> </tr> <tr> <td style="text-align: right;">Elementary Built In Café Tables</td> <td></td> <td></td> </tr> <tr> <td style="text-align: right;">HS Replace South End Public Area Ceiling Tiles</td> <td></td> <td></td> </tr> <tr> <td style="text-align: right;">HE Classroom Wall Construction</td> <td></td> <td></td> </tr> <tr> <td style="text-align: right;">Practice Field Renovations</td> <td></td> <td></td> </tr> <tr> <td style="text-align: right;">Central Floor Tile Replacement and Abatement</td> <td></td> <td></td> </tr> <tr> <td style="text-align: right;">HS Gym Floor Renovations</td> <td></td> <td></td> </tr> <tr> <td style="text-align: right;">Hyatt Gym Sound System</td> <td></td> <td></td> </tr> <tr> <td style="text-align: right;">AE Concrete Repair and Front Entrance Work</td> <td></td> <td></td> </tr> <tr> <td style="text-align: right;">LE Window Treatments</td> <td></td> <td></td> </tr> <tr> <td style="text-align: right;">Misc Re-Roof Projects and Repairs</td> <td></td> <td></td> </tr> <tr> <td style="text-align: right;">Administration Bldg Offices</td> <td></td> <td></td> </tr> <tr> <td style="text-align: right;">AE Playground Equipment Removal and Ground Rest.</td> <td></td> <td></td> </tr> <tr> <td style="text-align: right;">Project Engineering, Architecture and Advertising</td> <td></td> <td></td> </tr> <tr> <td style="text-align: right;">Install (2) new water wells to irrigate athletic fields</td> <td></td> <td></td> </tr> <tr> <td style="text-align: right;">Linden El Sign</td> <td></td> <td></td> </tr> <tr> <td style="text-align: right;">District Fence Installations</td> <td></td> <td></td> </tr> <tr> <td style="text-align: right;">LE Roof Study</td> <td></td> <td></td> </tr> <tr> <td style="text-align: right;">Total Expenditures</td> <td></td> <td></td> </tr> </table> | Local Taxes | | | Interest on Investments | | | Total Revenue | | | Energy Bond Payment | | | AE Classroom Storage | | | HS Outside Visitor Bleachers | | | LE Window Replacement | | | HS LAC Wall Construction | | | Elementary Built In Café Tables | | | HS Replace South End Public Area Ceiling Tiles | | | HE Classroom Wall Construction | | | Practice Field Renovations | | | Central Floor Tile Replacement and Abatement | | | HS Gym Floor Renovations | | | Hyatt Gym Sound System | | | AE Concrete Repair and Front Entrance Work | | | LE Window Treatments | | | Misc Re-Roof Projects and Repairs | | | Administration Bldg Offices | | | AE Playground Equipment Removal and Ground Rest. | | | Project Engineering, Architecture and Advertising | | | Install (2) new water wells to irrigate athletic fields | | | Linden El Sign | | | District Fence Installations | | | LE Roof Study | | | Total Expenditures | | |
| Local Taxes | \$ | 888,863 | | | | | | | | | | | | | | | | | | | | | | | | | | | | | | | | | | | | | | | | | | | | | | | | | | | | | | | | | | | | | | | | | | | | | | | | | | | | | | | | | | | | | | | | | | | | | | | | | | | | | | | | | | | | | | | | | | | | | | | | | | | | | | | | | | | | | | | | | | | | | | | |
| Interest on Investments | \$ | 8,588 | | | | | | | | | | | | | | | | | | | | | | | | | | | | | | | | | | | | | | | | | | | | | | | | | | | | | | | | | | | | | | | | | | | | | | | | | | | | | | | | | | | | | | | | | | | | | | | | | | | | | | | | | | | | | | | | | | | | | | | | | | | | | | | | | | | | | | | | | | | | | | | |
| Total Revenue | \$ | 897,451 | | | | | | | | | | | | | | | | | | | | | | | | | | | | | | | | | | | | | | | | | | | | | | | | | | | | | | | | | | | | | | | | | | | | | | | | | | | | | | | | | | | | | | | | | | | | | | | | | | | | | | | | | | | | | | | | | | | | | | | | | | | | | | | | | | | | | | | | | | | | | | | |
| Energy Bond Payment | \$ | 205,000 | | | | | | | | | | | | | | | | | | | | | | | | | | | | | | | | | | | | | | | | | | | | | | | | | | | | | | | | | | | | | | | | | | | | | | | | | | | | | | | | | | | | | | | | | | | | | | | | | | | | | | | | | | | | | | | | | | | | | | | | | | | | | | | | | | | | | | | | | | | | | | | |
| HS, LE Walls and CE 19A/19B Renovations | \$ | 16,172 | | | | | | | | | | | | | | | | | | | | | | | | | | | | | | | | | | | | | | | | | | | | | | | | | | | | | | | | | | | | | | | | | | | | | | | | | | | | | | | | | | | | | | | | | | | | | | | | | | | | | | | | | | | | | | | | | | | | | | | | | | | | | | | | | | | | | | | | | | | | | | | |
| HE Asphalt Path @ Playground | \$ | 5,680 | | | | | | | | | | | | | | | | | | | | | | | | | | | | | | | | | | | | | | | | | | | | | | | | | | | | | | | | | | | | | | | | | | | | | | | | | | | | | | | | | | | | | | | | | | | | | | | | | | | | | | | | | | | | | | | | | | | | | | | | | | | | | | | | | | | | | | | | | | | | | | | |
| LE A/C Condenser Replacement | \$ | 12,600 | | | | | | | | | | | | | | | | | | | | | | | | | | | | | | | | | | | | | | | | | | | | | | | | | | | | | | | | | | | | | | | | | | | | | | | | | | | | | | | | | | | | | | | | | | | | | | | | | | | | | | | | | | | | | | | | | | | | | | | | | | | | | | | | | | | | | | | | | | | | | | | |
| Elementary Concrete Work | \$ | 3,103 | | | | | | | | | | | | | | | | | | | | | | | | | | | | | | | | | | | | | | | | | | | | | | | | | | | | | | | | | | | | | | | | | | | | | | | | | | | | | | | | | | | | | | | | | | | | | | | | | | | | | | | | | | | | | | | | | | | | | | | | | | | | | | | | | | | | | | | | | | | | | | | |
| Freshman Baseball Field Renovations and Fencing | \$ | 14,261 | | | | | | | | | | | | | | | | | | | | | | | | | | | | | | | | | | | | | | | | | | | | | | | | | | | | | | | | | | | | | | | | | | | | | | | | | | | | | | | | | | | | | | | | | | | | | | | | | | | | | | | | | | | | | | | | | | | | | | | | | | | | | | | | | | | | | | | | | | | | | | | |
| Argentine Guardrail | \$ | 6,425 | | | | | | | | | | | | | | | | | | | | | | | | | | | | | | | | | | | | | | | | | | | | | | | | | | | | | | | | | | | | | | | | | | | | | | | | | | | | | | | | | | | | | | | | | | | | | | | | | | | | | | | | | | | | | | | | | | | | | | | | | | | | | | | | | | | | | | | | | | | | | | | |
| HS Video Production Lab Work | \$ | 7,749 | | | | | | | | | | | | | | | | | | | | | | | | | | | | | | | | | | | | | | | | | | | | | | | | | | | | | | | | | | | | | | | | | | | | | | | | | | | | | | | | | | | | | | | | | | | | | | | | | | | | | | | | | | | | | | | | | | | | | | | | | | | | | | | | | | | | | | | | | | | | | | | |
| CE Fencing | \$ | 1,610 | | | | | | | | | | | | | | | | | | | | | | | | | | | | | | | | | | | | | | | | | | | | | | | | | | | | | | | | | | | | | | | | | | | | | | | | | | | | | | | | | | | | | | | | | | | | | | | | | | | | | | | | | | | | | | | | | | | | | | | | | | | | | | | | | | | | | | | | | | | | | | | |
| Hyatt Fiber Optic Cable | \$ | 6,965 | | | | | | | | | | | | | | | | | | | | | | | | | | | | | | | | | | | | | | | | | | | | | | | | | | | | | | | | | | | | | | | | | | | | | | | | | | | | | | | | | | | | | | | | | | | | | | | | | | | | | | | | | | | | | | | | | | | | | | | | | | | | | | | | | | | | | | | | | | | | | | | |
| Handicap Parking Signs | \$ | 1,817 | | | | | | | | | | | | | | | | | | | | | | | | | | | | | | | | | | | | | | | | | | | | | | | | | | | | | | | | | | | | | | | | | | | | | | | | | | | | | | | | | | | | | | | | | | | | | | | | | | | | | | | | | | | | | | | | | | | | | | | | | | | | | | | | | | | | | | | | | | | | | | | |
| Project Engineering, Architecture and Advertising | \$ | 98,148 | | | | | | | | | | | | | | | | | | | | | | | | | | | | | | | | | | | | | | | | | | | | | | | | | | | | | | | | | | | | | | | | | | | | | | | | | | | | | | | | | | | | | | | | | | | | | | | | | | | | | | | | | | | | | | | | | | | | | | | | | | | | | | | | | | | | | | | | | | | | | | | |
| Concession Re-Wire | \$ | 1,133 | | | | | | | | | | | | | | | | | | | | | | | | | | | | | | | | | | | | | | | | | | | | | | | | | | | | | | | | | | | | | | | | | | | | | | | | | | | | | | | | | | | | | | | | | | | | | | | | | | | | | | | | | | | | | | | | | | | | | | | | | | | | | | | | | | | | | | | | | | | | | | | |
| Elementary Projector Switches | \$ | 11,016 | | | | | | | | | | | | | | | | | | | | | | | | | | | | | | | | | | | | | | | | | | | | | | | | | | | | | | | | | | | | | | | | | | | | | | | | | | | | | | | | | | | | | | | | | | | | | | | | | | | | | | | | | | | | | | | | | | | | | | | | | | | | | | | | | | | | | | | | | | | | | | | |
| HS Survey and Soil Borings | \$ | 12,695 | | | | | | | | | | | | | | | | | | | | | | | | | | | | | | | | | | | | | | | | | | | | | | | | | | | | | | | | | | | | | | | | | | | | | | | | | | | | | | | | | | | | | | | | | | | | | | | | | | | | | | | | | | | | | | | | | | | | | | | | | | | | | | | | | | | | | | | | | | | | | | | |
| HS Balcony Steps | \$ | 4,800 | | | | | | | | | | | | | | | | | | | | | | | | | | | | | | | | | | | | | | | | | | | | | | | | | | | | | | | | | | | | | | | | | | | | | | | | | | | | | | | | | | | | | | | | | | | | | | | | | | | | | | | | | | | | | | | | | | | | | | | | | | | | | | | | | | | | | | | | | | | | | | | |
| 2008-09 Projects Pre-work | \$ | 21,459 | | | | | | | | | | | | | | | | | | | | | | | | | | | | | | | | | | | | | | | | | | | | | | | | | | | | | | | | | | | | | | | | | | | | | | | | | | | | | | | | | | | | | | | | | | | | | | | | | | | | | | | | | | | | | | | | | | | | | | | | | | | | | | | | | | | | | | | | | | | | | | | |
| AE Parking Lot Basin | \$ | 832 | | | | | | | | | | | | | | | | | | | | | | | | | | | | | | | | | | | | | | | | | | | | | | | | | | | | | | | | | | | | | | | | | | | | | | | | | | | | | | | | | | | | | | | | | | | | | | | | | | | | | | | | | | | | | | | | | | | | | | | | | | | | | | | | | | | | | | | | | | | | | | | |
| Total Expenditures | \$ | 431,465 | | | | | | | | | | | | | | | | | | | | | | | | | | | | | | | | | | | | | | | | | | | | | | | | | | | | | | | | | | | | | | | | | | | | | | | | | | | | | | | | | | | | | | | | | | | | | | | | | | | | | | | | | | | | | | | | | | | | | | | | | | | | | | | | | | | | | | | | | | | | | | | |
| Local Taxes | | | | | | | | | | | | | | | | | | | | | | | | | | | | | | | | | | | | | | | | | | | | | | | | | | | | | | | | | | | | | | | | | | | | | | | | | | | | | | | | | | | | | | | | | | | | | | | | | | | | | | | | | | | | | | | | | | | | | | | | | | | | | | | | | | | | | | | | | | | | | | | | | |
| Interest on Investments | | | | | | | | | | | | | | | | | | | | | | | | | | | | | | | | | | | | | | | | | | | | | | | | | | | | | | | | | | | | | | | | | | | | | | | | | | | | | | | | | | | | | | | | | | | | | | | | | | | | | | | | | | | | | | | | | | | | | | | | | | | | | | | | | | | | | | | | | | | | | | | | | |
| Total Revenue | | | | | | | | | | | | | | | | | | | | | | | | | | | | | | | | | | | | | | | | | | | | | | | | | | | | | | | | | | | | | | | | | | | | | | | | | | | | | | | | | | | | | | | | | | | | | | | | | | | | | | | | | | | | | | | | | | | | | | | | | | | | | | | | | | | | | | | | | | | | | | | | | |
| Energy Bond Payment | | | | | | | | | | | | | | | | | | | | | | | | | | | | | | | | | | | | | | | | | | | | | | | | | | | | | | | | | | | | | | | | | | | | | | | | | | | | | | | | | | | | | | | | | | | | | | | | | | | | | | | | | | | | | | | | | | | | | | | | | | | | | | | | | | | | | | | | | | | | | | | | | |
| AE Classroom Storage | | | | | | | | | | | | | | | | | | | | | | | | | | | | | | | | | | | | | | | | | | | | | | | | | | | | | | | | | | | | | | | | | | | | | | | | | | | | | | | | | | | | | | | | | | | | | | | | | | | | | | | | | | | | | | | | | | | | | | | | | | | | | | | | | | | | | | | | | | | | | | | | | |
| HS Outside Visitor Bleachers | | | | | | | | | | | | | | | | | | | | | | | | | | | | | | | | | | | | | | | | | | | | | | | | | | | | | | | | | | | | | | | | | | | | | | | | | | | | | | | | | | | | | | | | | | | | | | | | | | | | | | | | | | | | | | | | | | | | | | | | | | | | | | | | | | | | | | | | | | | | | | | | | |
| LE Window Replacement | | | | | | | | | | | | | | | | | | | | | | | | | | | | | | | | | | | | | | | | | | | | | | | | | | | | | | | | | | | | | | | | | | | | | | | | | | | | | | | | | | | | | | | | | | | | | | | | | | | | | | | | | | | | | | | | | | | | | | | | | | | | | | | | | | | | | | | | | | | | | | | | | |
| HS LAC Wall Construction | | | | | | | | | | | | | | | | | | | | | | | | | | | | | | | | | | | | | | | | | | | | | | | | | | | | | | | | | | | | | | | | | | | | | | | | | | | | | | | | | | | | | | | | | | | | | | | | | | | | | | | | | | | | | | | | | | | | | | | | | | | | | | | | | | | | | | | | | | | | | | | | | |
| Elementary Built In Café Tables | | | | | | | | | | | | | | | | | | | | | | | | | | | | | | | | | | | | | | | | | | | | | | | | | | | | | | | | | | | | | | | | | | | | | | | | | | | | | | | | | | | | | | | | | | | | | | | | | | | | | | | | | | | | | | | | | | | | | | | | | | | | | | | | | | | | | | | | | | | | | | | | | |
| HS Replace South End Public Area Ceiling Tiles | | | | | | | | | | | | | | | | | | | | | | | | | | | | | | | | | | | | | | | | | | | | | | | | | | | | | | | | | | | | | | | | | | | | | | | | | | | | | | | | | | | | | | | | | | | | | | | | | | | | | | | | | | | | | | | | | | | | | | | | | | | | | | | | | | | | | | | | | | | | | | | | | |
| HE Classroom Wall Construction | | | | | | | | | | | | | | | | | | | | | | | | | | | | | | | | | | | | | | | | | | | | | | | | | | | | | | | | | | | | | | | | | | | | | | | | | | | | | | | | | | | | | | | | | | | | | | | | | | | | | | | | | | | | | | | | | | | | | | | | | | | | | | | | | | | | | | | | | | | | | | | | | |
| Practice Field Renovations | | | | | | | | | | | | | | | | | | | | | | | | | | | | | | | | | | | | | | | | | | | | | | | | | | | | | | | | | | | | | | | | | | | | | | | | | | | | | | | | | | | | | | | | | | | | | | | | | | | | | | | | | | | | | | | | | | | | | | | | | | | | | | | | | | | | | | | | | | | | | | | | | |
| Central Floor Tile Replacement and Abatement | | | | | | | | | | | | | | | | | | | | | | | | | | | | | | | | | | | | | | | | | | | | | | | | | | | | | | | | | | | | | | | | | | | | | | | | | | | | | | | | | | | | | | | | | | | | | | | | | | | | | | | | | | | | | | | | | | | | | | | | | | | | | | | | | | | | | | | | | | | | | | | | | |
| HS Gym Floor Renovations | | | | | | | | | | | | | | | | | | | | | | | | | | | | | | | | | | | | | | | | | | | | | | | | | | | | | | | | | | | | | | | | | | | | | | | | | | | | | | | | | | | | | | | | | | | | | | | | | | | | | | | | | | | | | | | | | | | | | | | | | | | | | | | | | | | | | | | | | | | | | | | | | |
| Hyatt Gym Sound System | | | | | | | | | | | | | | | | | | | | | | | | | | | | | | | | | | | | | | | | | | | | | | | | | | | | | | | | | | | | | | | | | | | | | | | | | | | | | | | | | | | | | | | | | | | | | | | | | | | | | | | | | | | | | | | | | | | | | | | | | | | | | | | | | | | | | | | | | | | | | | | | | |
| AE Concrete Repair and Front Entrance Work | | | | | | | | | | | | | | | | | | | | | | | | | | | | | | | | | | | | | | | | | | | | | | | | | | | | | | | | | | | | | | | | | | | | | | | | | | | | | | | | | | | | | | | | | | | | | | | | | | | | | | | | | | | | | | | | | | | | | | | | | | | | | | | | | | | | | | | | | | | | | | | | | |
| LE Window Treatments | | | | | | | | | | | | | | | | | | | | | | | | | | | | | | | | | | | | | | | | | | | | | | | | | | | | | | | | | | | | | | | | | | | | | | | | | | | | | | | | | | | | | | | | | | | | | | | | | | | | | | | | | | | | | | | | | | | | | | | | | | | | | | | | | | | | | | | | | | | | | | | | | |
| Misc Re-Roof Projects and Repairs | | | | | | | | | | | | | | | | | | | | | | | | | | | | | | | | | | | | | | | | | | | | | | | | | | | | | | | | | | | | | | | | | | | | | | | | | | | | | | | | | | | | | | | | | | | | | | | | | | | | | | | | | | | | | | | | | | | | | | | | | | | | | | | | | | | | | | | | | | | | | | | | | |
| Administration Bldg Offices | | | | | | | | | | | | | | | | | | | | | | | | | | | | | | | | | | | | | | | | | | | | | | | | | | | | | | | | | | | | | | | | | | | | | | | | | | | | | | | | | | | | | | | | | | | | | | | | | | | | | | | | | | | | | | | | | | | | | | | | | | | | | | | | | | | | | | | | | | | | | | | | | |
| AE Playground Equipment Removal and Ground Rest. | | | | | | | | | | | | | | | | | | | | | | | | | | | | | | | | | | | | | | | | | | | | | | | | | | | | | | | | | | | | | | | | | | | | | | | | | | | | | | | | | | | | | | | | | | | | | | | | | | | | | | | | | | | | | | | | | | | | | | | | | | | | | | | | | | | | | | | | | | | | | | | | | |
| Project Engineering, Architecture and Advertising | | | | | | | | | | | | | | | | | | | | | | | | | | | | | | | | | | | | | | | | | | | | | | | | | | | | | | | | | | | | | | | | | | | | | | | | | | | | | | | | | | | | | | | | | | | | | | | | | | | | | | | | | | | | | | | | | | | | | | | | | | | | | | | | | | | | | | | | | | | | | | | | | |
| Install (2) new water wells to irrigate athletic fields | | | | | | | | | | | | | | | | | | | | | | | | | | | | | | | | | | | | | | | | | | | | | | | | | | | | | | | | | | | | | | | | | | | | | | | | | | | | | | | | | | | | | | | | | | | | | | | | | | | | | | | | | | | | | | | | | | | | | | | | | | | | | | | | | | | | | | | | | | | | | | | | | |
| Linden El Sign | | | | | | | | | | | | | | | | | | | | | | | | | | | | | | | | | | | | | | | | | | | | | | | | | | | | | | | | | | | | | | | | | | | | | | | | | | | | | | | | | | | | | | | | | | | | | | | | | | | | | | | | | | | | | | | | | | | | | | | | | | | | | | | | | | | | | | | | | | | | | | | | | |
| District Fence Installations | | | | | | | | | | | | | | | | | | | | | | | | | | | | | | | | | | | | | | | | | | | | | | | | | | | | | | | | | | | | | | | | | | | | | | | | | | | | | | | | | | | | | | | | | | | | | | | | | | | | | | | | | | | | | | | | | | | | | | | | | | | | | | | | | | | | | | | | | | | | | | | | | |
| LE Roof Study | | | | | | | | | | | | | | | | | | | | | | | | | | | | | | | | | | | | | | | | | | | | | | | | | | | | | | | | | | | | | | | | | | | | | | | | | | | | | | | | | | | | | | | | | | | | | | | | | | | | | | | | | | | | | | | | | | | | | | | | | | | | | | | | | | | | | | | | | | | | | | | | | |
| Total Expenditures | | | | | | | | | | | | | | | | | | | | | | | | | | | | | | | | | | | | | | | | | | | | | | | | | | | | | | | | | | | | | | | | | | | | | | | | | | | | | | | | | | | | | | | | | | | | | | | | | | | | | | | | | | | | | | | | | | | | | | | | | | | | | | | | | | | | | | | | | | | | | | | | | |
| <p>Excess Revenues Over (Under) Expenditures</p> <p style="text-align: right;">\$ 465,986</p> | <p>Excess Revenues Over (Under) Expenditures</p> | | | | | | | | | | | | | | | | | | | | | | | | | | | | | | | | | | | | | | | | | | | | | | | | | | | | | | | | | | | | | | | | | | | | | | | | | | | | | | | | | | | | | | | | | | | | | | | | | | | | | | | | | | | | | | | | | | | | | | | | | | | | | | | | | | | | | | | | | | | | | | | | |
| <p>Audit Fund Balance - July 1,</p> <p style="text-align: right;">\$ 29,300</p> | <p>Audit Fund Balance - July 1,</p> | | | | | | | | | | | | | | | | | | | | | | | | | | | | | | | | | | | | | | | | | | | | | | | | | | | | | | | | | | | | | | | | | | | | | | | | | | | | | | | | | | | | | | | | | | | | | | | | | | | | | | | | | | | | | | | | | | | | | | | | | | | | | | | | | | | | | | | | | | | | | | | | |
| Projected Fund Balance-June 30 | \$ | 495,286 | | | | | | | | | | | | | | | | | | | | | | | | | | | | | | | | | | | | | | | | | | | | | | | | | | | | | | | | | | | | | | | | | | | | | | | | | | | | | | | | | | | | | | | | | | | | | | | | | | | | | | | | | | | | | | | | | | | | | | | | | | | | | | | | | | | | | | | | | | | | | | | |
| Projected Fund Balance-June 30 | | | | | | | | | | | | | | | | | | | | | | | | | | | | | | | | | | | | | | | | | | | | | | | | | | | | | | | | | | | | | | | | | | | | | | | | | | | | | | | | | | | | | | | | | | | | | | | | | | | | | | | | | | | | | | | | | | | | | | | | | | | | | | | | | | | | | | | | | | | | | | | | | |

12/21/2009



Linden Community Schools
Sinking Fund
Capital Projects
Subject to Change

2009-10
SINKING FUND BUDGET

Completed Summer 2009

| <u>REVENUES</u> | | | |
|---------------------|---|---|---------------------|
| \$ 894,240 | | Local Taxes | \$ 898,640 |
| \$ 7,106 | | Interest on Investments | \$ 5,000 |
| \$ 901,346 | | Total Revenue | \$ 903,640 |
| <u>EXPENDITURES</u> | | | |
| \$ 205,000 | | Energy Bond Payment | \$ 205,000 |
| \$ 110,000 | | CE Boilers Replaced Heating and Domestic | \$ 212,000 -2000 |
| \$ 92,250 | -10000 | Argentine Guardrail | \$ 11,380 |
| \$ 189,502 | -5000 | HS Outside Home Side Bleacher Replacement | \$ 491,495 |
| \$ 10,000 | | High School and Central Signage | \$ 6,600 |
| \$ 53,000 | | High School Road Sign-Rebuilt | \$ 14,000 |
| \$ 23,650 | | ARG Playground Improvements | \$ 19,900 |
| \$ 17,040 | | HS Office Renovations | \$ 29,317 |
| \$ 34,246 | | HE Window Replacement | \$ 118,867 -5000 |
| \$ 4,265 | | (2) HE RoofTop Units | \$ 48,505 |
| \$ 17,375 | | HE Special Ed Room Renovations | \$ 14,725 |
| \$ 9,500 | | HE Asbestos Abatement | \$ 7,106 |
| \$ 24,235 | | LE Classroom Renovations | \$ 51,091 |
| \$ 14,000 | | LMS Practice Sprinkler System | \$ 14,771 |
| \$ 23,106 | | Project Engineering, Architecture and Advertising | \$ 28,253 |
| \$ 10,000 | | HS/CE Lift Station Repairs | \$ 11,810 |
| \$ 3,700 | | | |
| \$ 93,680 | | | |
| \$ 34,497 | -18000 | | |
| \$ 2,820 | | | |
| \$ 11,531 | | | |
| \$ 850 | | | |
| \$ 984,247 | | Total Expenditures | \$ 1,284,820 |
| \$ (82,901) | Excess Revenues Over (Under) Expenditures | | \$ (381,180) |
| \$ 495,286 | Audit Fund Balance - July 1, | | \$ 412,385 |
| \$ 412,385 | Projected Fund Balance-June 30 | | \$ 31,205 |

12/21/2009



**Linden Community Schools
Sinking Fund
Capital Projects
Subject to Change**

| 2010-11 | 2011-12 | | | | | | | | | | | | | | | | | | | | | | | | | | | | | | |
|---|---|------------|-------------------------|----------|----------------------|-------------------|---------------------|------------|------------------------|------------------|----------------------|------------|-------------------------|------------------|----------------------------|-----------|--|-------------|--|-------------------------|--|----------------------|--|---------------------|--|--|--|-------------------------------|--|-----------------------------|--|
| SINKING FUND BUDGET | SINKING FUND BUDGET | | | | | | | | | | | | | | | | | | | | | | | | | | | | | | |
| Completed Summer 2010 | Completed Summer 2011 | | | | | | | | | | | | | | | | | | | | | | | | | | | | | | |
| <p><u>REVENUES</u></p> <table style="width: 100%; margin-left: 20px;"> <tr> <td style="text-align: right;">Local Taxes</td> <td style="text-align: right;">\$ 898,640</td> </tr> <tr> <td style="text-align: right;">Interest on Investments</td> <td style="text-align: right;">\$ 5,000</td> </tr> <tr> <td style="text-align: right;">Total Revenue</td> <td style="text-align: right;">\$ 903,640</td> </tr> </table> <p><u>EXPENDITURES</u></p> <table style="width: 100%; margin-left: 20px;"> <tr> <td style="text-align: right;">Energy Bond Payment</td> <td style="text-align: right;">\$ 205,000</td> </tr> <tr> <td style="text-align: right;">HE Boiler Replacements</td> <td style="text-align: right;">\$ 225,000 -4400</td> </tr> <tr> <td style="text-align: right;">HE Classroom Storage</td> <td style="text-align: right;">\$ 189,000</td> </tr> <tr> <td style="text-align: right;">ARG Boiler Replacements</td> <td style="text-align: right;">\$ 150,000 -1300</td> </tr> <tr> <td style="text-align: right;">HS ans MS Security Cameras</td> <td style="text-align: right;">\$ 29,000</td> </tr> </table> | Local Taxes | \$ 898,640 | Interest on Investments | \$ 5,000 | Total Revenue | \$ 903,640 | Energy Bond Payment | \$ 205,000 | HE Boiler Replacements | \$ 225,000 -4400 | HE Classroom Storage | \$ 189,000 | ARG Boiler Replacements | \$ 150,000 -1300 | HS ans MS Security Cameras | \$ 29,000 | <p><u>REVENUES</u></p> <table style="width: 100%; margin-left: 20px;"> <tr> <td style="text-align: right;">Local Taxes</td> <td></td> </tr> <tr> <td style="text-align: right;">Interest on Investments</td> <td></td> </tr> <tr> <td style="text-align: right;">Total Revenue</td> <td></td> </tr> </table> <p><u>EXPENDITURES</u></p> <table style="width: 100%; margin-left: 20px;"> <tr> <td style="text-align: right;">Energy Bond Payment</td> <td></td> </tr> <tr> <td style="text-align: right;">HS Boiler Replacement Heating and Domestic</td> <td></td> </tr> <tr> <td style="text-align: right;">HS Remodel 6 Public Restrooms</td> <td></td> </tr> <tr> <td style="text-align: right;">Linden El. Roof Replacement</td> <td></td> </tr> </table> | Local Taxes | | Interest on Investments | | Total Revenue | | Energy Bond Payment | | HS Boiler Replacement Heating and Domestic | | HS Remodel 6 Public Restrooms | | Linden El. Roof Replacement | |
| Local Taxes | \$ 898,640 | | | | | | | | | | | | | | | | | | | | | | | | | | | | | | |
| Interest on Investments | \$ 5,000 | | | | | | | | | | | | | | | | | | | | | | | | | | | | | | |
| Total Revenue | \$ 903,640 | | | | | | | | | | | | | | | | | | | | | | | | | | | | | | |
| Energy Bond Payment | \$ 205,000 | | | | | | | | | | | | | | | | | | | | | | | | | | | | | | |
| HE Boiler Replacements | \$ 225,000 -4400 | | | | | | | | | | | | | | | | | | | | | | | | | | | | | | |
| HE Classroom Storage | \$ 189,000 | | | | | | | | | | | | | | | | | | | | | | | | | | | | | | |
| ARG Boiler Replacements | \$ 150,000 -1300 | | | | | | | | | | | | | | | | | | | | | | | | | | | | | | |
| HS ans MS Security Cameras | \$ 29,000 | | | | | | | | | | | | | | | | | | | | | | | | | | | | | | |
| Local Taxes | | | | | | | | | | | | | | | | | | | | | | | | | | | | | | | |
| Interest on Investments | | | | | | | | | | | | | | | | | | | | | | | | | | | | | | | |
| Total Revenue | | | | | | | | | | | | | | | | | | | | | | | | | | | | | | | |
| Energy Bond Payment | | | | | | | | | | | | | | | | | | | | | | | | | | | | | | | |
| HS Boiler Replacement Heating and Domestic | | | | | | | | | | | | | | | | | | | | | | | | | | | | | | | |
| HS Remodel 6 Public Restrooms | | | | | | | | | | | | | | | | | | | | | | | | | | | | | | | |
| Linden El. Roof Replacement | | | | | | | | | | | | | | | | | | | | | | | | | | | | | | | |
| Total Expenditures | Total Expenditures | | | | | | | | | | | | | | | | | | | | | | | | | | | | | | |
| \$ 798,000 | | | | | | | | | | | | | | | | | | | | | | | | | | | | | | | |
| Excess Revenues Over (Under) Expenditures | Excess Revenues Over (Under) Expenditures | | | | | | | | | | | | | | | | | | | | | | | | | | | | | | |
| \$ 105,640 | | | | | | | | | | | | | | | | | | | | | | | | | | | | | | | |
| Audit Fund Balance - July 1, | Audit Fund Balance - July 1, | | | | | | | | | | | | | | | | | | | | | | | | | | | | | | |
| \$ 31,205 | | | | | | | | | | | | | | | | | | | | | | | | | | | | | | | |
| Projected Fund Balance-June 30 | Projected Fund Balance-June 30 | | | | | | | | | | | | | | | | | | | | | | | | | | | | | | |
| \$ 136,845 | | | | | | | | | | | | | | | | | | | | | | | | | | | | | | | |

12/21/2009



Linden Community Schools
Sinking Fund
Capital Projects
Subject to Change

2012-13
SINKING FUND BUDGET

Completed Summer 2012

REVENUES

| | | |
|-------------------|--|----------------------------------|
| \$ 898,640 | | Local Taxes \$ 898,640 |
| \$ 5,000 | | Interest on Investments \$ 5,000 |
| \$ 903,640 | | Total Revenue \$ 903,640 |

EXPENDITURES

| | | |
|------------|-------|--------------------------------|
| \$ 205,000 | | Energy Bond Payment \$ 205,000 |
| \$ 275,000 | -7000 | HS Field Turf \$ 850,000 |
| \$ 300,000 | | |
| \$ 200,000 | -2500 | |

| | | |
|-------------------|---|--|
| \$ 980,000 | | Total Expenditures \$ 1,055,000 |
| \$ (76,360) | Excess Revenues Over (Under) Expenditures | \$ (151,360) |
| \$ 136,845 | Audit Fund Balance - July 1, | \$ 60,485 |
| \$ 60,485 | Projected Fund Balance-June 30 | \$ (90,875) |

12/21/2009



Linden Community Schools
Sinking Fund
Capital Projects
Subject to Change

| 2013-14 SINKING FUND BUDGET Completed Summer 2013 | 2014-15 SINKING FUND BUDGET Completed Summer 2014 | | | | | | | | | | | | | | | | | | | | | | | | | | | | | | | | | | | | | | | | | | | | |
|---|---|------------|-------------------------|----------|----------------------|-------------------|--------------------------|------------|-----------------------|-----------------|---------------------------|------------|---------------------------|------------|-------------------------|-----------|----------------------|------------|----------------------------------|----------|---------------------------|-------------------|---|-------------|--|-------------------------|--|----------------------|--|-----------------------|--|---------------------------|--|----------------------|--|--------------------------------|--|-----------------|--|----------------------|--|------------------------------------|--|---------------------------|--|
| <p><u>REVENUES</u></p> <table style="width: 100%; border-collapse: collapse;"> <tr> <td style="text-align: right;">Local Taxes</td> <td style="text-align: right;">\$ 898,640</td> </tr> <tr> <td style="text-align: right;">Interest on Investments</td> <td style="text-align: right;">\$ 5,000</td> </tr> <tr> <td style="text-align: right;">Total Revenue</td> <td style="text-align: right;">\$ 903,640</td> </tr> </table> <p><u>EXPENDITURES</u></p> <table style="width: 100%; border-collapse: collapse;"> <tr> <td style="text-align: right;">Last Energy Bond Payment</td> <td style="text-align: right;">\$ 205,000</td> </tr> <tr> <td style="text-align: right;">CE Window Replacement</td> <td style="text-align: right;">\$ 90,000 -2500</td> </tr> <tr> <td style="text-align: right;">HE Ceiling Tiles Replaced</td> <td style="text-align: right;">\$ 175,000</td> </tr> <tr> <td style="text-align: right;">CE Ceiling Tiles Replaced</td> <td style="text-align: right;">\$ 102,400</td> </tr> <tr> <td style="text-align: right;">HS Band Uniform Storage</td> <td style="text-align: right;">\$ 50,000</td> </tr> <tr> <td style="text-align: right;">LE Classroom Storage</td> <td style="text-align: right;">\$ 147,000</td> </tr> <tr> <td style="text-align: right;">HS Band Room Doorway Replacement</td> <td style="text-align: right;">\$ 6,000</td> </tr> <tr> <td style="text-align: right;">Total Expenditures</td> <td style="text-align: right;">\$ 775,400</td> </tr> </table> | Local Taxes | \$ 898,640 | Interest on Investments | \$ 5,000 | Total Revenue | \$ 903,640 | Last Energy Bond Payment | \$ 205,000 | CE Window Replacement | \$ 90,000 -2500 | HE Ceiling Tiles Replaced | \$ 175,000 | CE Ceiling Tiles Replaced | \$ 102,400 | HS Band Uniform Storage | \$ 50,000 | LE Classroom Storage | \$ 147,000 | HS Band Room Doorway Replacement | \$ 6,000 | Total Expenditures | \$ 775,400 | <p><u>REVENUES</u></p> <table style="width: 100%; border-collapse: collapse;"> <tr> <td style="text-align: right;">Local Taxes</td> <td></td> </tr> <tr> <td style="text-align: right;">Interest on Investments</td> <td></td> </tr> <tr> <td style="text-align: right;">Total Revenue</td> <td></td> </tr> </table> <p><u>EXPENDITURES</u></p> <table style="width: 100%; border-collapse: collapse;"> <tr> <td style="text-align: right;">LE Boiler Replacement</td> <td></td> </tr> <tr> <td style="text-align: right;">LE Ceiling Tiles Replaced</td> <td></td> </tr> <tr> <td style="text-align: right;">HS Classroom Storage</td> <td></td> </tr> <tr> <td style="text-align: right;">HS Outdoor Athletic Team Rooms</td> <td></td> </tr> <tr> <td style="text-align: right;">HE Hallway Door</td> <td></td> </tr> <tr> <td style="text-align: right;">ARG Water Filtration</td> <td></td> </tr> <tr> <td style="text-align: right;">ARG Exterior Cosmetic Improvements</td> <td></td> </tr> <tr> <td style="text-align: right;">Total Expenditures</td> <td></td> </tr> </table> | Local Taxes | | Interest on Investments | | Total Revenue | | LE Boiler Replacement | | LE Ceiling Tiles Replaced | | HS Classroom Storage | | HS Outdoor Athletic Team Rooms | | HE Hallway Door | | ARG Water Filtration | | ARG Exterior Cosmetic Improvements | | Total Expenditures | |
| Local Taxes | \$ 898,640 | | | | | | | | | | | | | | | | | | | | | | | | | | | | | | | | | | | | | | | | | | | | |
| Interest on Investments | \$ 5,000 | | | | | | | | | | | | | | | | | | | | | | | | | | | | | | | | | | | | | | | | | | | | |
| Total Revenue | \$ 903,640 | | | | | | | | | | | | | | | | | | | | | | | | | | | | | | | | | | | | | | | | | | | | |
| Last Energy Bond Payment | \$ 205,000 | | | | | | | | | | | | | | | | | | | | | | | | | | | | | | | | | | | | | | | | | | | | |
| CE Window Replacement | \$ 90,000 -2500 | | | | | | | | | | | | | | | | | | | | | | | | | | | | | | | | | | | | | | | | | | | | |
| HE Ceiling Tiles Replaced | \$ 175,000 | | | | | | | | | | | | | | | | | | | | | | | | | | | | | | | | | | | | | | | | | | | | |
| CE Ceiling Tiles Replaced | \$ 102,400 | | | | | | | | | | | | | | | | | | | | | | | | | | | | | | | | | | | | | | | | | | | | |
| HS Band Uniform Storage | \$ 50,000 | | | | | | | | | | | | | | | | | | | | | | | | | | | | | | | | | | | | | | | | | | | | |
| LE Classroom Storage | \$ 147,000 | | | | | | | | | | | | | | | | | | | | | | | | | | | | | | | | | | | | | | | | | | | | |
| HS Band Room Doorway Replacement | \$ 6,000 | | | | | | | | | | | | | | | | | | | | | | | | | | | | | | | | | | | | | | | | | | | | |
| Total Expenditures | \$ 775,400 | | | | | | | | | | | | | | | | | | | | | | | | | | | | | | | | | | | | | | | | | | | | |
| Local Taxes | | | | | | | | | | | | | | | | | | | | | | | | | | | | | | | | | | | | | | | | | | | | | |
| Interest on Investments | | | | | | | | | | | | | | | | | | | | | | | | | | | | | | | | | | | | | | | | | | | | | |
| Total Revenue | | | | | | | | | | | | | | | | | | | | | | | | | | | | | | | | | | | | | | | | | | | | | |
| LE Boiler Replacement | | | | | | | | | | | | | | | | | | | | | | | | | | | | | | | | | | | | | | | | | | | | | |
| LE Ceiling Tiles Replaced | | | | | | | | | | | | | | | | | | | | | | | | | | | | | | | | | | | | | | | | | | | | | |
| HS Classroom Storage | | | | | | | | | | | | | | | | | | | | | | | | | | | | | | | | | | | | | | | | | | | | | |
| HS Outdoor Athletic Team Rooms | | | | | | | | | | | | | | | | | | | | | | | | | | | | | | | | | | | | | | | | | | | | | |
| HE Hallway Door | | | | | | | | | | | | | | | | | | | | | | | | | | | | | | | | | | | | | | | | | | | | | |
| ARG Water Filtration | | | | | | | | | | | | | | | | | | | | | | | | | | | | | | | | | | | | | | | | | | | | | |
| ARG Exterior Cosmetic Improvements | | | | | | | | | | | | | | | | | | | | | | | | | | | | | | | | | | | | | | | | | | | | | |
| Total Expenditures | | | | | | | | | | | | | | | | | | | | | | | | | | | | | | | | | | | | | | | | | | | | | |
| <p>Excess Revenues Over (Under) Expenditures</p> <p style="text-align: right;">\$ 128,240</p> <p>Audit Fund Balance - July 1,</p> <p style="text-align: right;">\$ (90,875)</p> <p>Projected Fund Balance-June 30</p> <p style="text-align: right;">\$ 37,365</p> | <p>Excess Revenues Over (Under) Expenditures</p> <p>Audit Fund Balance - July 1,</p> <p>Projected Fund Balance-June 30</p> | | | | | | | | | | | | | | | | | | | | | | | | | | | | | | | | | | | | | | | | | | | | |

12/21/2009



Linden Community Schools
Sinking Fund
Capital Projects
Subject to Change

2015-16
SINKING FUND BUDGET

Completed Summer 2015

REVENUES

| | | |
|-------------------|--|----------------------------------|
| \$ 898,640 | | Local Taxes \$ 898,640 |
| \$ 5,000 | | Interest on Investments \$ 5,000 |
| \$ 903,640 | | Total Revenue \$ 903,640 |

EXPENDITURES

| | | |
|------------|-------|---|
| | | HE Multi Zone AHU and Condenser \$ 133,000 |
| \$ 165,000 | -2900 | 2-LE Multi Zone AHU's \$ 93,000 |
| \$ 38,400 | | HE Media Center Rooftop Unit Replaced \$ 46,000 |
| \$ 238,000 | | ARG Multi Zone AHU Replaced \$ 92,000 |
| \$ 250,000 | | 3-HE North AHU's \$ 118,500 |
| \$ 10,000 | | |
| \$ 20,000 | | |
| \$ 10,000 | | |

\$ 731,400 **Total Expenditures \$ 482,500**

\$ 172,240 Excess Revenues Over (Under) Expenditures \$ 421,140

\$ 37,365 Audit Fund Balance - July 1, \$ 209,605

\$ 209,605 Projected Fund Balance-June 30 \$ 630,745

12/21/2009



Linden Community Schools
Sinking Fund
Capital Projects
Subject to Change

**2016-17
SINKING FUND BUDGET**

Completed Summer 2016

REVENUES

| | | |
|-------------------------|-----------|----------------|
| Local Taxes | \$ | 898,640 |
| Interest on Investments | \$ | 5,000 |
| Total Revenue | \$ | 903,640 |

EXPENDITURES

| | | |
|-------------------------------------|----|---------|
| HS Classroom Ceiling Tiles Replaced | \$ | 150,000 |
| 13 HS Air Handlers Replaced | \$ | 808,250 |
| HS Office A/C Condenser | \$ | 25,000 |

Total Expenditures \$ 983,250

Excess Revenues Over (Under) Expenditures \$ (79,610)

Audit Fund Balance - July 1, \$ 630,745

| | | |
|---------------------------------------|-----------|----------------|
| Projected Fund Balance-June 30 | \$ | 551,135 |
|---------------------------------------|-----------|----------------|

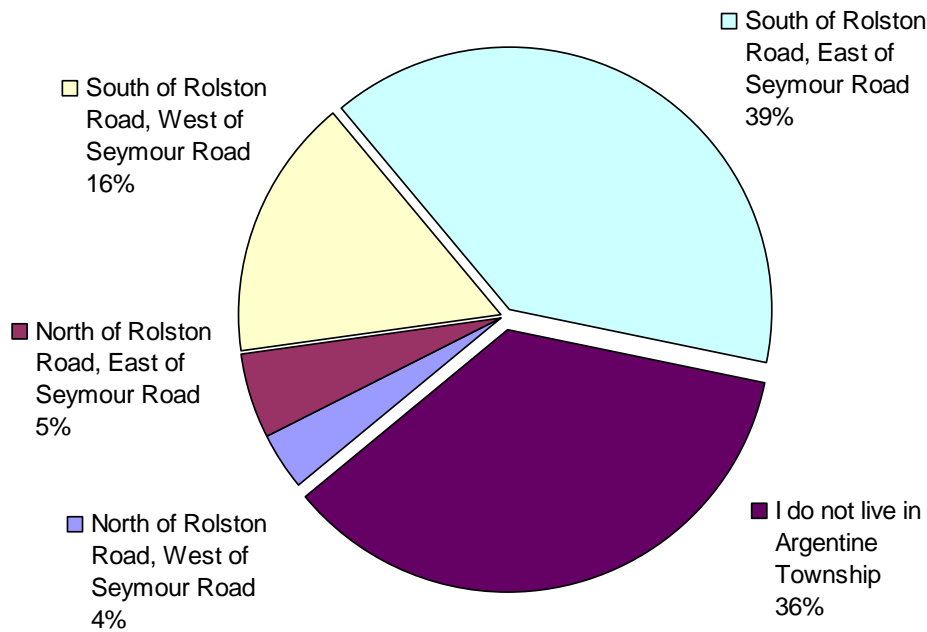
12/21/2009



COMMUNITY SURVEY RESULTS

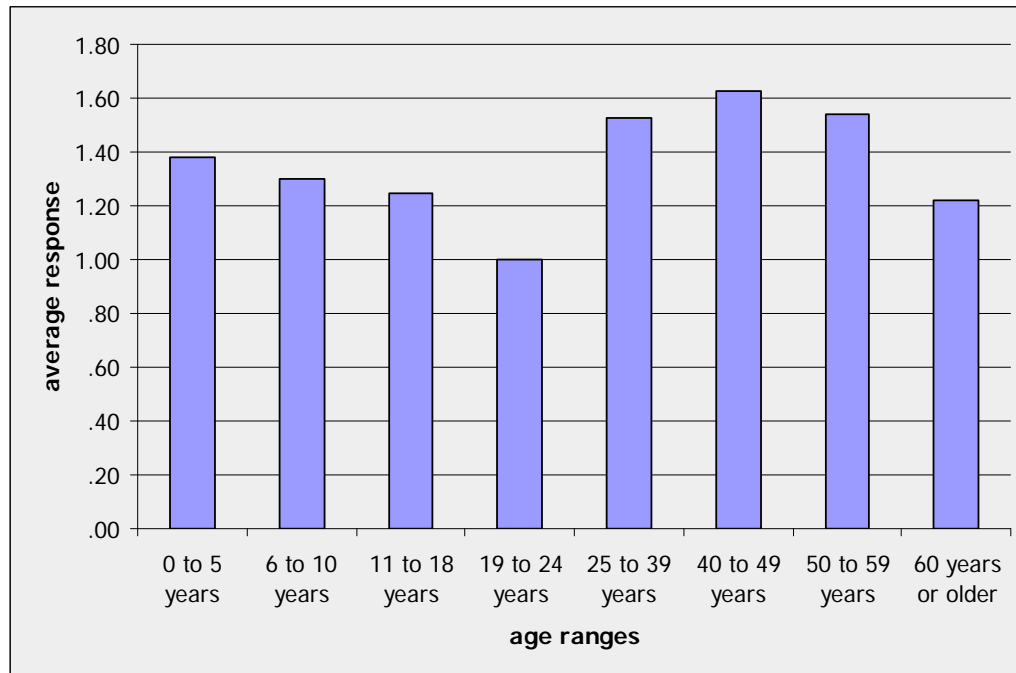
This survey was facilitated using the online professional survey software of survey monkey.com. It was made available to the public on line through a link on the Argentine Township and Linden Community Schools websites. Paper copies of the survey were also available at the township and school offices as well as local businesses and churches that were later loaded into the database software. Advertisement of this survey opportunity was made twice in the local newspaper and in a flyer posted at the township office, schools, local businesses and churches. There were 57 responses of which the tallied results are given below.

1) In what part of the Township do you live?

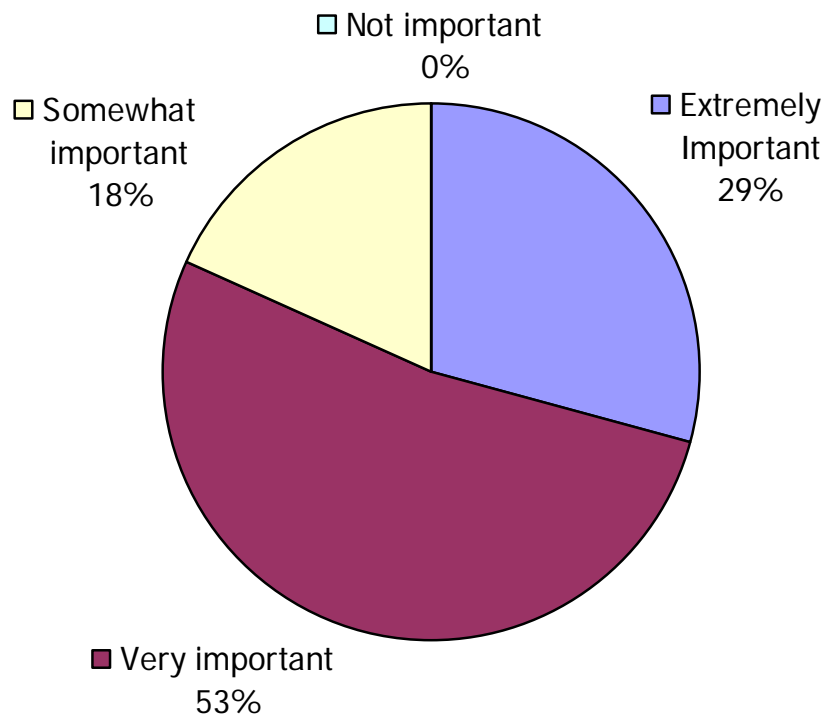




2) How many people in your household fall within the following ages:

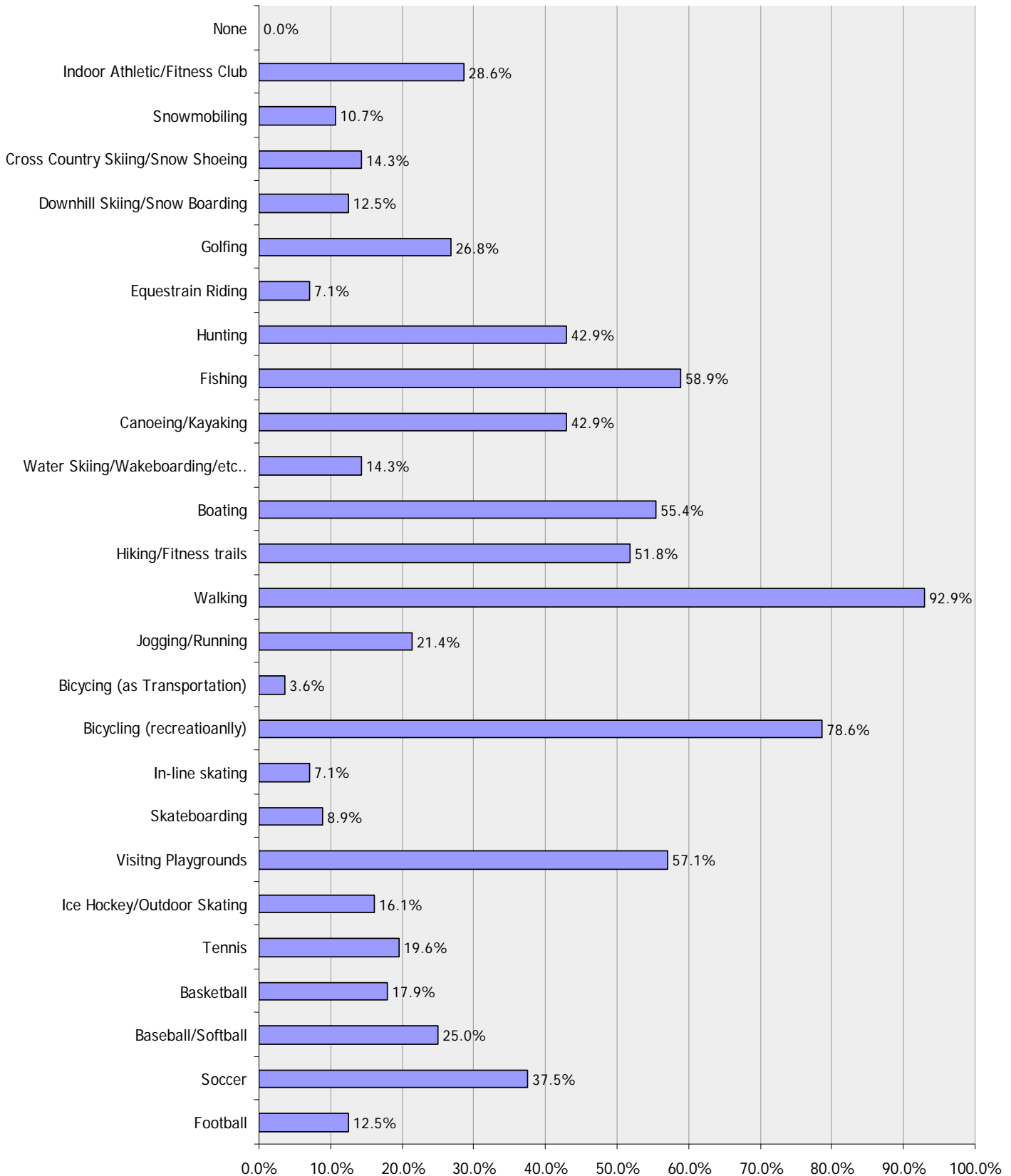


3) How important is recreation to your family?





4) What types of recreational activities does your family participate in? Please check all that apply.



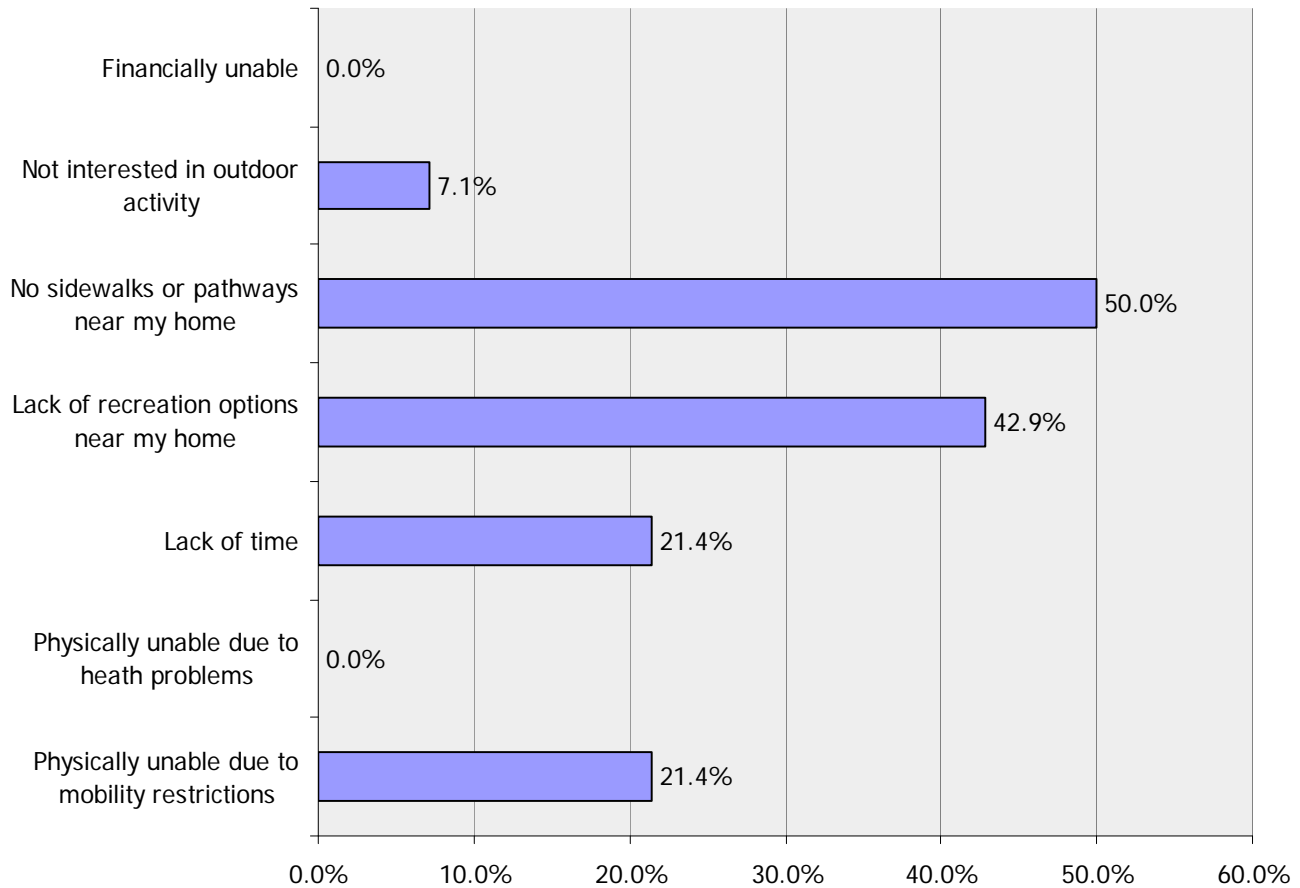


Other comments to question 4:

1. cheerleading, dance, other child related classes
2. pub crawl
3. Dance
4. Ice skating, Ice skating, Ice skating - very easy maintenance
5. sledding
6. Camping / Cheerleading / Dance / Guitar
7. DOG PARK
8. Art and Nature Center
9. Metal Detecting
10. Dog walking, training in city
11. cheer and gymnastics



5) For those who do not participate in recreation activity what prohibits you from doing so?

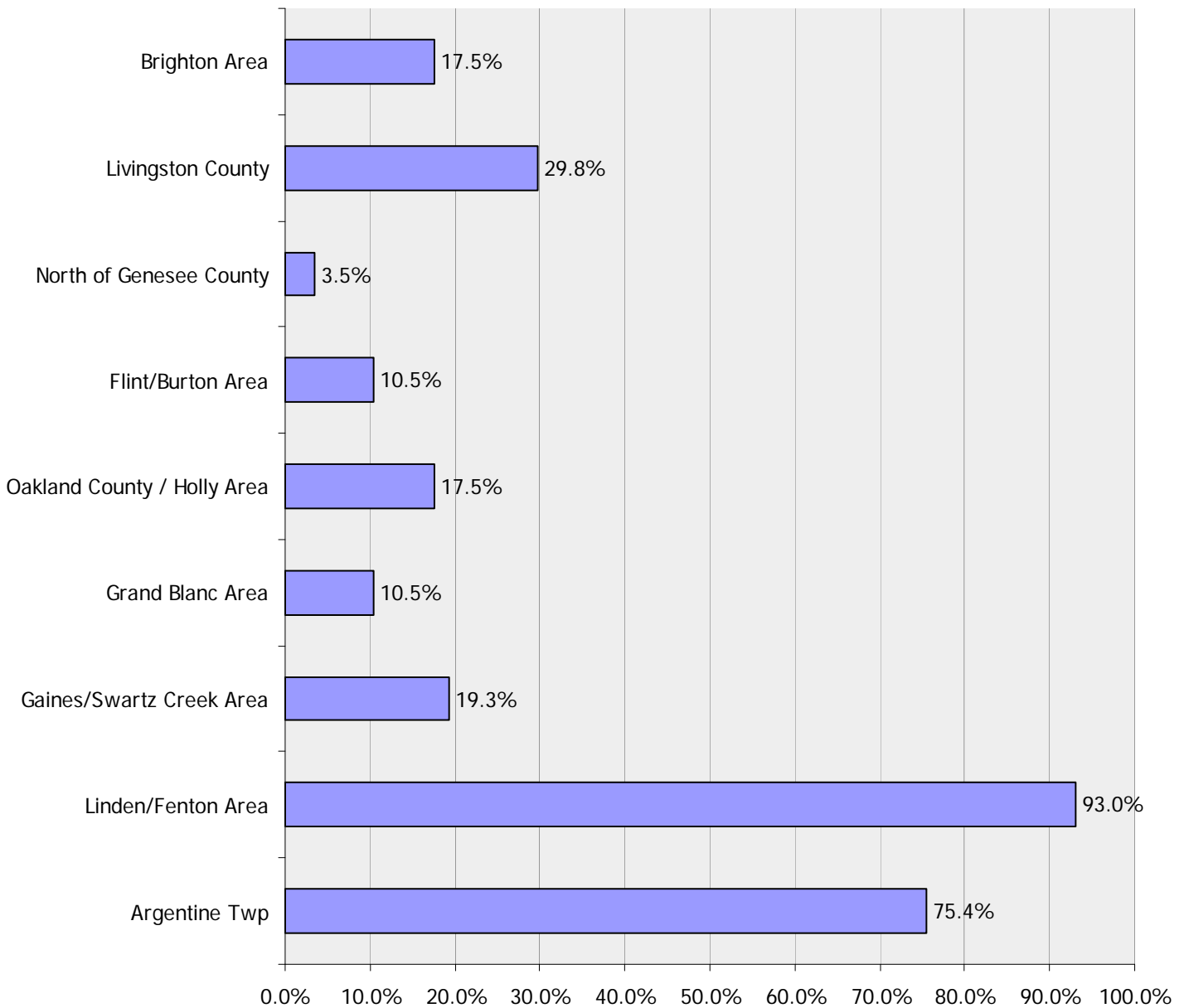


Comments to question 5:

1. Camping & scouts. We enjoy rec activities but do not have as much time as we would like plus local choices are limited
2. Even though we enjoy biking, there are no safe paths to ride on
3. Roads to DANGEROUS for walking or bicycling! (No shoulders, speeding traffic and huge pot holes)
4. Sometimes am restricted to home due to lack of options



6) In what Communities do you (or would you) participate in recreational activities? Please check all that apply.



Comments to question 6:

1. Iosco County- Lake house
2. Let's connect these areas with bicycle paths!



7) Please rate your family’s use of the existing local recreation options listed below. Please consider the use of school sites to be outside the normal school day activity.

Note: rating average is the average of the values given to each response as shown in ()’s

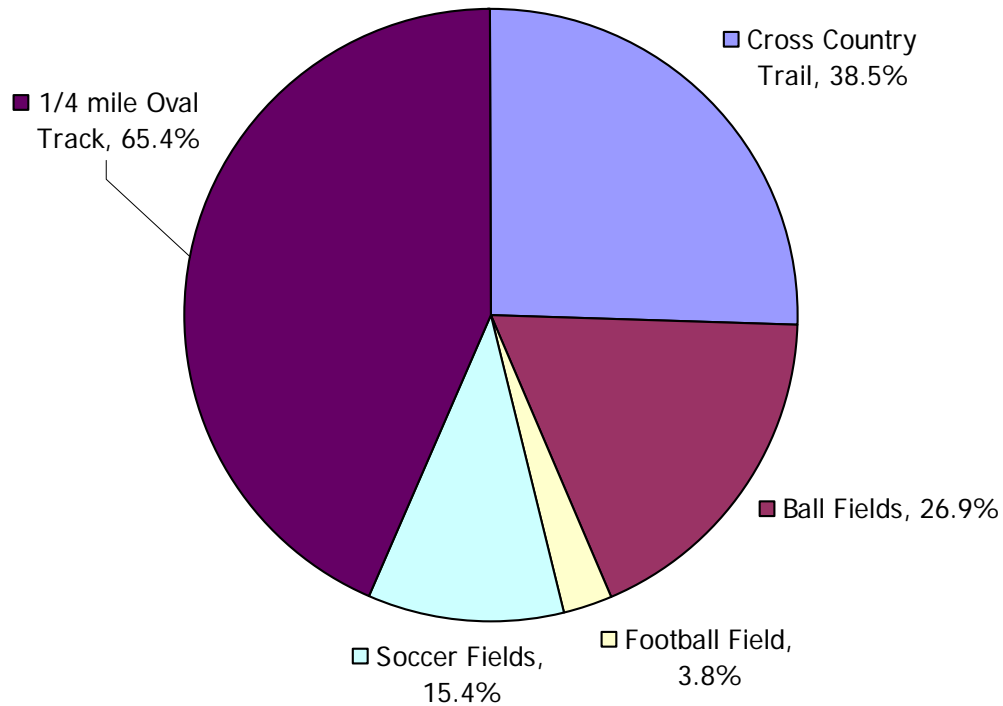
| Answer Options | Use Very Often (1) | Use Sometimes (2) | Never Use (3) | (Rating Average) | Response Count |
|---|--------------------|-------------------|---------------|------------------|----------------|
| MDNR Public Access/Boat Launch off Seymour/Argentine Road | 6 | 21 | 23 | 2.34 | 50 |
| Argentine Elementary Playground | 2 | 12 | 35 | 2.67 | 49 |
| Central Elementary/High School/Middle School Campus (also see question 8) | 13 | 18 | 20 | 2.14 | 51 |
| Myers Lake Campground | 1 | 12 | 36 | 2.71 | 49 |
| Senior Center (in Linden) | 2 | 8 | 38 | 2.75 | 48 |
| Linden Sportsman Club (in Linden) | 3 | 14 | 32 | 2.59 | 49 |
| Michigan Nature Preserve off Rolston Road | 3 | 7 | 37 | 2.72 | 47 |
| <i>answered question</i> | | | | | 54 |
| <i>skipped question</i> | | | | | 3 |

Comments to question 7:

1. Never knew there was a nature preserve off of Rolston rd., must not be marketed very well
2. I've never hear about the Michigan Nature Preserve listed above
3. My kids are homeschooled. How do they access Argentine Elementary Playground?
4. Fill in the giant pot hole in the road leading to Nature Preserve off Rolston Rd.
5. didn't know there was a nature preserve in the area
6. did not know preserve existed
7. We really enjoy the nature preserve on Rolston Road, we walk there frequently
8. Didn't know we had anything on Rolston Road.
9. Seldom use MDNR Public Access/Boat Launch off Seymour/Argentine Road



8) If your family uses the Central Elementary/High School/Middle School Campus what facilities do you use there (outside the normal school day activities)?

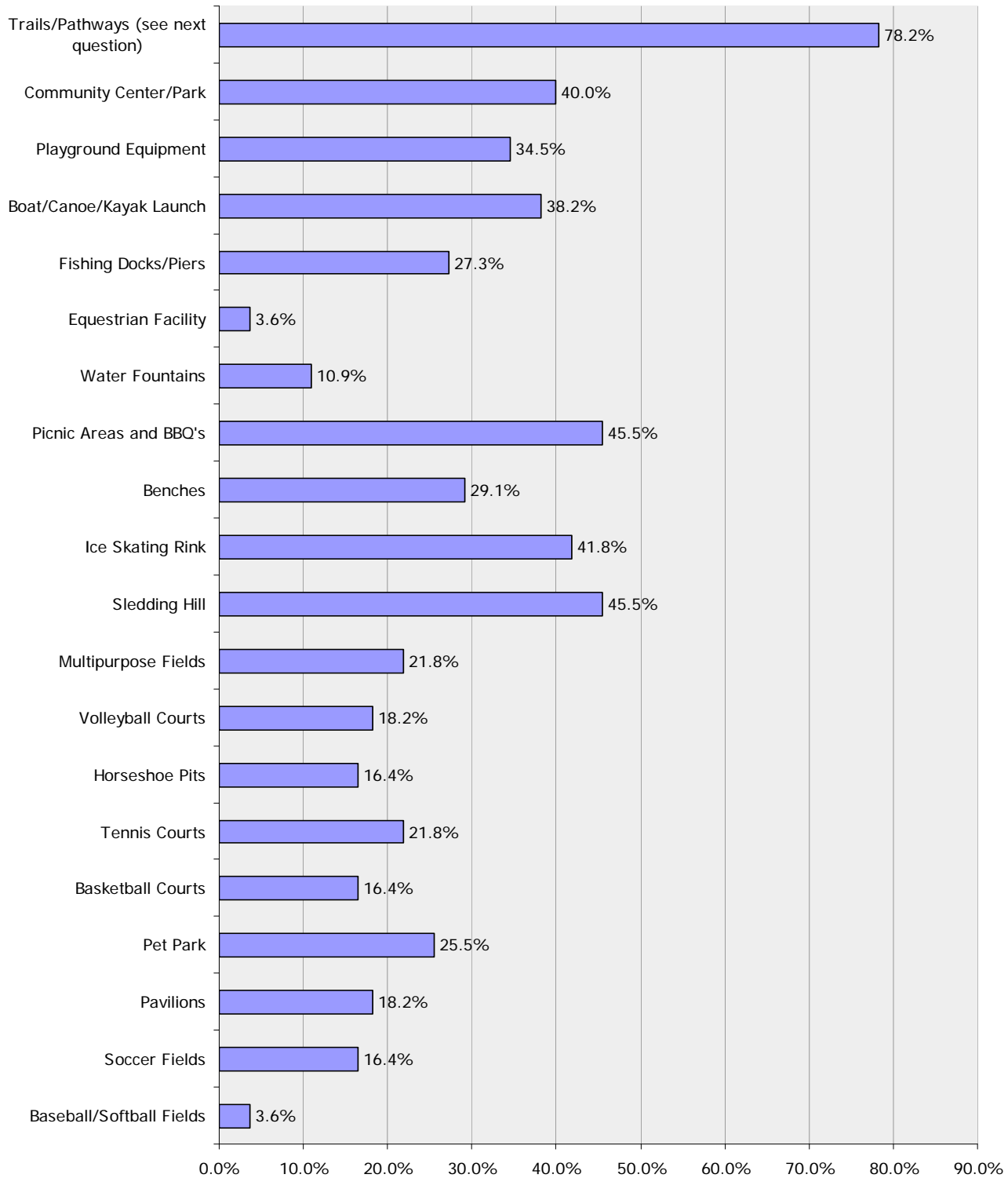


Comments to question 8:

1. playground
2. playground
3. service drive between buildings
4. playground
5. road way for walking
6. playground equipment at central.
7. Didn't know the facilities were available outside of school day activities
8. Use roads for walking
9. playground
10. walking the drive to LMS
11. walking the roads
12. playground at central
13. flying a kite, bike riding, walking



9) What types of recreational amenities would you like to see improved or added in Argentine Township?

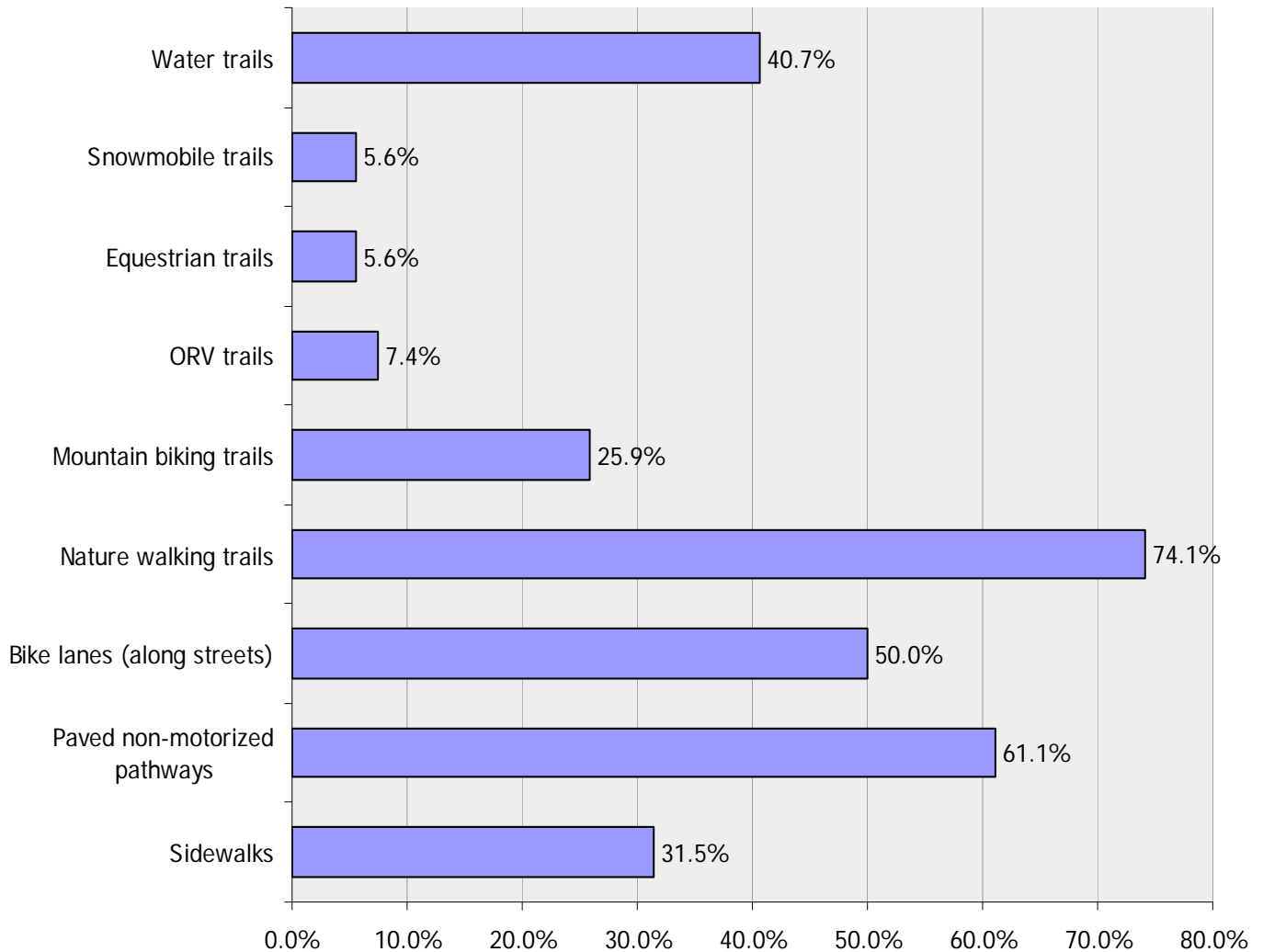


Other comments to question 9:

1. skateboarding park
2. pool
3. Access to Shiawassee River
4. Bike Paths
5. Boat/Canoe/Kayak Rentals?

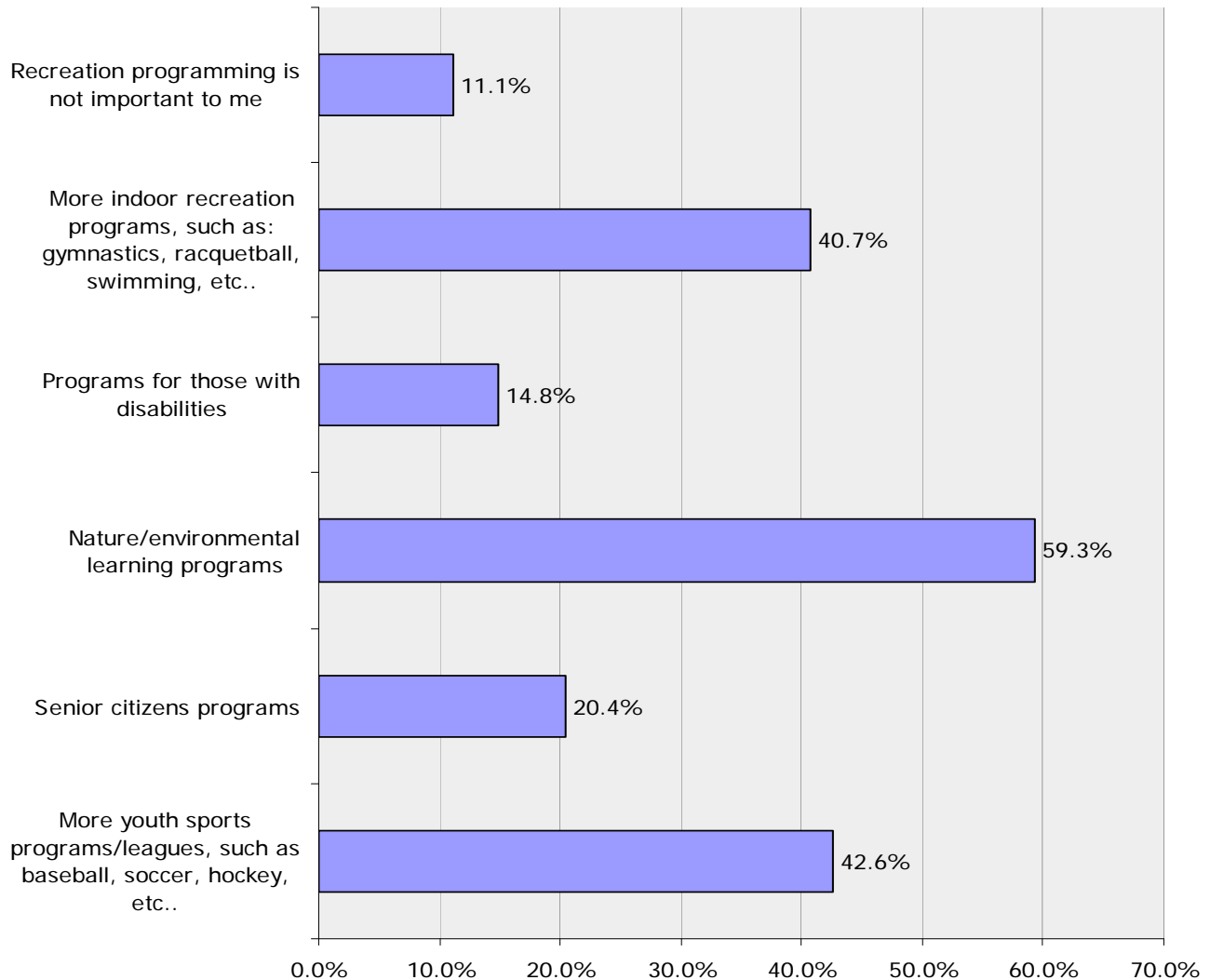


10) If trails/pathways are important to you what types would you like to see developed/ improved in Argentine Township?





11) What types of recreational programming would you like to see developed or improved in Argentine Township and/or Linden Community Schools?



Comments to question 11:

1. As a new member of the community I was disappointed with the slim selection of sports offered for children in the ages 5-10 group
2. girls flag football
3. Arts Programs
4. There is no indoor or outdoor swimming pool in the area. Unless, we go to FHS for open swim. It would be nice to see a facility with outdoor/indoor swimming, putt-putt, rollerskating/ice skating rink. If we want to do any of these activities we have to go to hartland/brighton or grand blanc.

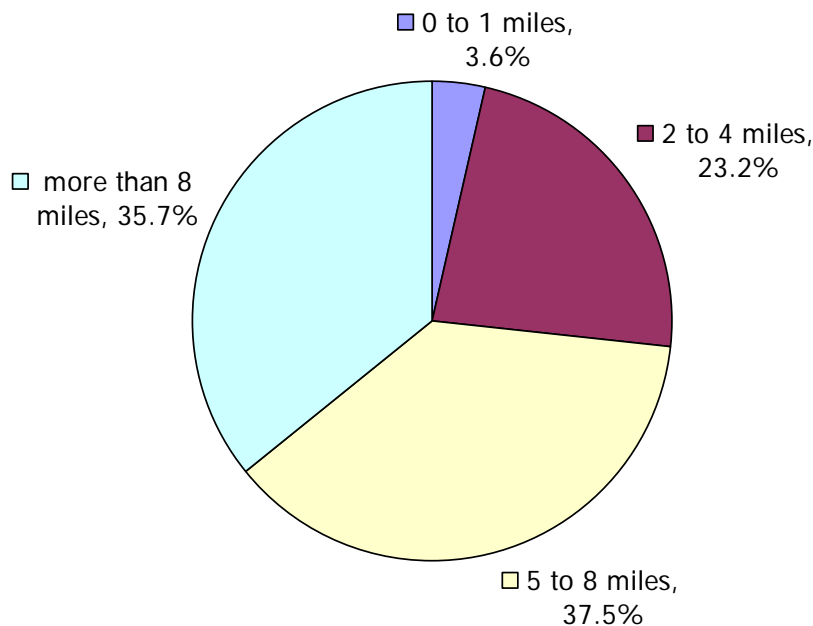


12) Please rate the following

| Answer Options | Very Important (1) | Somewhat Important (2) | Not Important (3) | (Rating Average) | Response Count |
|--|--------------------|------------------------|-------------------|------------------|----------------|
| Establishing a Centralized Community Park | 20 | 19 | 12 | 1.84 | 51 |
| Protecting Natural Resources (water quality, wildlife, plant environments) | 47 | 9 | 0 | 1.16 | 56 |
| Developing Trails/Pathways that connect to adjoining communities | 37 | 15 | 2 | 1.35 | 54 |
| For those who don't live on the water, having better accessibility to lakes, rivers, streams | 24 | 16 | 7 | 1.64 | 47 |
| Having my kids walk safely to school | 26 | 7 | 11 | 1.66 | 44 |
| Creating a community festival or holiday celebration | 15 | 15 | 19 | 2.08 | 49 |
| <i>answered question</i> | | | | | 56 |
| <i>skipped question</i> | | | | | 1 |

Note: rating average is the average of the values given to each response as shown in ()'s

13) How far are you willing to travel for recreation activities?





14) Please state any other comments, suggestions, or ideas you have for Parks and Recreation in Argentine Township

1. I know you offer some of these, but why do I feel like to get the really good and organized programs I have to go to Lake Fenton recreation. My kids attend Linden schools. Why do I have to rely on Fenton and Lake Fenton for quality youth classes and lessons? I want them with kids they go to school with. Not the kids from the next community over.
***Mr. Anderson's Karate lessons are AWESOME and well organized. Keep him.
***Cheerleading is disorganized and there is NO room for parents to sit and wait for their children. There are so many people in the entry way of the gym I am sure it is a fire hazard. The coach is very nice and good. This just needs to be more organized and housed in a building that is conducive to parents wanting to wait for the children. Also, the information provided to parents at the beginning is misleading. You stated in your catalog the price is 7 dollars per class, and that is true, but there are additional costs...75 dollars for uniforms, 16 dollars for pom poms, 15 dollars for props, and 30 dollars for the competition fee. I did not know this was a competition team. They say competition is optional, but how do I tell my daughter, no you are just doing the lessons, when the coach and all the girls are talking about the competition coming up? I can't... and won't.
2. How about offering some classes for little ones of the 3-5 year old age group during the day? You have art classes or toddlers, but nothing for the older kids who are still home. It would be nice to get out and meet other moms with kids my kids age in the LINDEN community school system. Again, I have to rely on Fenton and Lake Fenton.
3. The development of trails and pathways are vital for creating a sustainability in Argentine Twp and surrounding area. These facilities help mitigate land value decline and can even increase value in these poor economical times. Also, pathways should be coordinated with local entities, i.e. schools, libraries, business districts, etc. to improve pedestrian safety in the area and encourage non-motorized travel.
4. I like the idea of having recreational areas established where every member of a family can participate. The bike trail/water trail is more important than an organized team sport facility. Playground updates and improvements are also important
5. Love the idea but am concerned about the cost. So many people in this area have lost jobs, are losing homes, etc. which makes rec less of a priority in the scheme of things. Definitely interested in encouraging more outdoor family activity time.
6. Organized activities for the kids, such as the Linden Little League. A youth football league such as the one in Byron or Fenton. A place for kids to be safe and have fun. Would love to have a natural hiking/biking path and a canoe launch.
7. It would be nice to have an outdoor ice rink kept up in the area.
8. It would be great if we could start with communicating the recreational opportunities that are already available. Perhaps have some maps on the website and appropriate links (DNR, Linden Schools, etc). The nature preserve off Rolston Road seems inaccessible. I didn't know what was at the end of the downhill two-track to make it worthwhile so I backed up and left.
9. Linden schools need to make a better effort communicating the availability of their recreational facilities to all residents (seniors, childless adults, homeschooling families).



10. I would like to see a sidewalk/bikepath connecting Downtown Linden to Argentine. It would be nice to have the path circle Lobdell Rd. and connect to Linden Rd as well.
11. We should connect Byron, Argentine, Howell, Gaines, Swartz Creek and Linden with bicycle paths. This would allow safe foot and bicycle traffic on Silver Lake Road, Seymour Road, Argentine Road and Duffield Road. Let's not cut down the trees as we create the bike paths. The trees create shade and a beautiful environment for walkers and peddlers. Argentine business would benefit from all those passing through while riding and hiking. People would surely stop at the North Shore Market, The Westwind Mill, The Lighthouse Restaurant, and many other local establishments.
12. It would be nice to have an indoor facility for youth. An example would be like the Bounce facility in Hartland. In addition, an community pool/fitness center would be great to have in the area as well as rinks for roller skating/ice skating.
13. I would like to see the township be able to develop an interconnection of trails and existing waterways which can be tied into a center park area with numerous smaller parks along the pathways and waterways were a family can drive, bike, walk, or canoe to for an outing or relaxation.
14. out door Bathrooms at Linden middle school trails
15. Argentine has a long, great history that can also be promoted. The cemetery off Silver Lake Rd is hidden behind the old fuel store. Clearing up the property and getting rid of the empty tanks would be a great beginning to incorporating the cemetery property to some sort of historic park. It could also be close to the many businesses and restaurants along that section of Silver Lake Rd which would promote economic growth.
16. It would be great to have a tennis court since the one in Linden is in poor condition. There is a great opportunity for kayaking with the Shiawasee River, but there are few places accessible for the community to put into the river.
17. Under Question #10:
Is there enough snow for Snowmobile Trails?
18. Under Question #13:
5 Miles is the maximum we would travel.



PUBLIC WORKSHOP ACTIVITY 1 RESULTS

“EXISTING PARK FACILITIES – WHAT DO YOU THINK?”

Bolded text are comments made more than once
There were 18 residents that participated in this activity

| # / 18 USE | FACILITY | STRONG POINTS | IMPROVEMENTS |
|------------|--|--|--|
| 12 | MDNR Public Lake Access Site | <ul style="list-style-type: none"> ▪ Ample parking, convenient location ▪ Easy access for paddle sports ▪ Well marked, well maintained ▪ Clean, well maintained ▪ Convenient and easy to use ▪ Nicely maintained site | <ul style="list-style-type: none"> ▪ Would like to see BBQ areas and swim area/beach ▪ Allow lake residents 2 passes to put in and take out boats |
| 5 | McCaslin Lake Road Canoe/Kayak Launch | <ul style="list-style-type: none"> ▪ Low traffic area ▪ Will use (when improved) ▪ Will use once improved ▪ Good access | <ul style="list-style-type: none"> ▪ Dirt road needs improvement ▪ Needs more parking and wider path to river ▪ Needs identification ▪ Improve for all ▪ Could use a bigger area for parking and launching ▪ Needs trash containers |
| 13 | Linden High School, Central Elem. & Middle School Campus | <ul style="list-style-type: none"> ▪ Convenient, accessible, plenty of room and many fields to choose from ▪ Like trail around school and woods and running along road ▪ Long walking ▪ Long walking area ▪ Well maintained and open ▪ Walking/trails ▪ Availability for walking ▪ Walking use ▪ Attend athletic events | <ul style="list-style-type: none"> ▪ Bathrooms, benches, water, soccer nets ▪ Volleyball would be good ▪ Volleyball sand pits ▪ Playground ▪ Tennis courts, playground |



| # / 18 USE | FACILITY | STRONG POINTS | IMPROVEMENTS |
|------------|---|--|--|
| 3 | Argentine Elementary | <ul style="list-style-type: none"> ▪ Jazzercise, playground ▪ Use playground | <ul style="list-style-type: none"> ▪ Better basketball court ▪ Beautification, looks like a prison |
| 3 | Save It Creek Nature Preserve | | <ul style="list-style-type: none"> ▪ More awareness ▪ Better promotion ▪ Are there trails? ▪ Did not know about it. ▪ Add parking lot, sign and trail map ▪ Not well marked ▪ Improve access road ▪ Not aware of this |
| 7 | Myers Lake Campground (United Methodist Church) | <ul style="list-style-type: none"> ▪ Used a few times. Very convenient for weekends ▪ Used for scouting ▪ Used for cub scout event ▪ Use for annual church service ▪ Use once each year | |
| 3 | Lions Club Park | <ul style="list-style-type: none"> ▪ Trail decking is nice | <ul style="list-style-type: none"> ▪ Need to promote/awareness ▪ Remote ▪ Needs to be more user friendly ▪ Too far from town ▪ Playground and poison ivy control |
| 4 | University of Michigan Nature Preserve | <ul style="list-style-type: none"> ▪ Strong Nature preserve ▪ Have walked the property a few times. Has potential for future use. | <ul style="list-style-type: none"> ▪ Need to promote/awareness ▪ Not well defined, no obvious access ▪ Not aware, would like to use for trails ▪ Does Public have access? ▪ Are there walking Trails? ▪ Did not know we could access ▪ Create walking paths for public |



References

U.S. Census Bureau: Census 2000, Profile of General Demographic Characteristics, Argentine Township, Genesee County, Michigan - www.factfinder.census.gov, 2009

U.S. Census Bureau: Census 2000, Profile of Selected Economic Characteristics, Argentine Township, Genesee County, Michigan - www.factfinder.census.gov, 2009

U.S. Census Bureau: Census 2000, Income Distribution of Households and Families, Argentine Township, Genesee County, Michigan - www.factfinder.census.gov, 2009

U.S. Census Bureau: Census 2000, DP-3. Profile of Selected Economic Characteristics, Argentine Township, Genesee County, Michigan - www.factfinder.census.gov, 2009

U.S. Census Bureau: Census 2000, QT-P21. Disability Status by Sex , Argentine Township, Genesee County, Michigan - www.factfinder.census.gov, 2009

U.S. Census Bureau: Census 1990, General Characteristics of Household and Families, Argentine Township, Genesee County, Michigan - www.census.gov/main/www/cen1990.html, 2009

U.S. Census Bureau: Census 1990, Summary of General Characteristics of Persons, Argentine Township, Genesee County, Michigan - www.census.gov/main/www/cen1990.html, 2009

Sperling's Best Places: Overview, population, and Climate for Argentine Township, Michigan – www.bestplaces.net, 2009

Wikipedia: township land area, Argentine Township, Genesee County, Michigan – www.en.wikipedia.org , 2009

Michigan Department of Natural Resources (MDNR) Grants Management – *Guidelines for the Development of Community Park, Recreation, Open Space, and Greenway Plans*, 2006 - www.michigan.gov/documents/IC1924_149265_7.pdf

Lancaster, R.A., Ed. *Recreation, Park and Open Space Standards and Guidelines*. Alexandria, VA: National Recreation and Park Association, 1983

Mertes, J.D. and J.R. Hall. *Park, Recreation, Open Space and Greenway Guidelines*. Alexandria, VA: National Recreation and Park Association, 1995

University of Michigan Flint – Center for Applied and Environmental Research (CAER)-Southern Lakes Planning Initiative, Land Use 2003 downloads, PDF and shape Files for Argentine Township - www.oursouthernlakes.com , 2009

University of Michigan Flint – Center for Applied and Environmental Research (CAER)-Shiawassee River Planning Template, S. McDonnell, 2009



University of Michigan Flint – GLS Greenlinks, Potential Conservation Areas Assessment for Genesee, Lapeer and Shiawassee Counties, 2006

www.assuregreatplaces.org/publications.html

Genesee County Metropolitan Planning Commission, 2007 Genesee County Regional Trail Plan - www.co.genesee.mi.us/gcmipc-plan/trailnewplanandmaps.htm

Argentine Township and Linden Community Schools Five Year Parks and Recreation Plan, 2005, Rowe Incorporated

Argentine Township Master Plan, 2005, Rowe Incorporated

Grand Blanc Parks and Recreation Commission Five Year Master Plan 2007- 2012, Spicer Group, Inc. 2006

Mundy Township parks and Recreation Plan 2008 – 2013, University of Michigan Flint – Center for Applied and Environmental Research (CAER)

Genesee County Park information resource - Genesee County Parks and Recreation Commission: www.geneseecountyparks.org

Save it Creek Nature Preserve information resource - The Michigan Nature Association: www.michiganature.org

Shiawassee River Information resource; Headwaters Trails, Inc.: www.headwaterstrailsinc.org and Friends of the Shiawassee River: www.shiawasseeeriver.org



Additional Resources

Safe Routes to School “SR2S” www.saferoutesmichigan.org

Safe Routes to School (SR2S) is a federal program to make it safe, convenient and fun for children to bicycle and walk to school. A federal Safe Routes to School program was authorized as part of the surface transportation bill signed into law in August 2005. As a result, every state now has dedicated dollars to help with infrastructure improvements (e.g. new sidewalks and traffic calming projects) and non-infrastructure activities to encourage and enable students to walk and bicycle to school. Michigan’s Safe Routes to School program is managed by the Michigan Department of Transportation (MDOT), with training, logistical, administrative, and technical support from the Michigan Fitness Foundation.



Safe and Active Genesee for Everyone (SAGE) www.crim.org/activeliving/Sage/

SAGE is a collaborative of local advocates, non-profit, private and government organizations working together to advocate for and support active living initiatives that promote safe opportunities for people to be physically active throughout Genesee County. They provide expertise in Active Living to help you create change in your community, connect communities with other partners and organizations leading Active Living initiatives across the county, provide use of “Share the Road” (sharrow) pavement marking stencils, and help with advocacy efforts for complete streets in your community.

Michigan Recreation and Parks Association www.mrpaonline.org

Founded in 1935, the Michigan Recreation and Park Association (MRPA) is a statewide non-profit association representing the parks and recreation industry. MRPA represents the interest of recreation professionals and citizen advocates throughout Michigan, providing advocacy, knowledge, and programs to enhance the parks and recreation field, as well as the skills of our individual members

GLS GreenLinks Reference Manuals: www.assuregreatplaces.org

Formed by the Flint River Watershed Coalition and the University of Michigan – Flint’s Center for Applied Environmental Research (CAER), GLS Greenlinks is a planning program that identifies land best suited for conservation and recreation throughout Genesee, Lapeer, and Shiawassee counties. This is a group of representatives from national, state, and local governments, non-profit organizations, and concerned citizens who advocate for: Wildlife, Water Quality, Non-motorized Transportation, Recreation, Urban and Land Use Planning, Tourism and Economic Development. Reference manuals found on their website include:

- Close to Home: Conservation Planning for Communities
- Moving Waters: A Guide to Help You Protect, Restore and Promote Local Waterways
- The Wayside Companion – signage and wayfinding guidelines





Transportation Improvement Program www.co.genesee.mi.us/gcmipc-plan/TIP.htm

The Transportation Improvement Program (TIP), prepared by Genesee County Metropolitan Planning Commission is a three-year schedule and budget of proposed federally funded and regionally significant transportation improvements within Genesee County. The TIP is typically updated as needed through a multi-step process in association with the Transportation System Management (TSM) Committee, Technical Advisory Committee (TAC) and final approval by the Metropolitan Alliance. The TIP addresses transportation projects and programs to include: federal, state and local highways, transit, ride sharing, bike paths, and pedestrian facilities.

MDOT - Bicycle and Pedestrian Program www.michigan.gov/mdot

The bicycle and Pedestrian Program of the Michigan Department of Transportation provides assistance with various grant programs, as well as resources and maps related to non motorized transportation. Contact: Joshua DeBruyn, AICP, Bicycle and Pedestrian Coordinator, Bureau of Transportation Planning at (517) 335-2918 or DeBruynJ@michigan.gov to learn more.

American Association of State Highway Transportation Officials (AASHTO) Guide for the Development of Bicycle Facilities, 3rd Edition, 1999 www.bookstore.transportation.org/home.aspx

This is the primary design manual used for project funded through federal, state and many local agencies. It provides specifications related to the development of facilities to enhance and encourage safe bicycle travel.

Michigan Trails and Greenways Alliance www.michigantrails.org

MTGA is a non-profit organization that fosters and facilitates the creation of an interconnected statewide system of trails and greenways for recreation, health, transportation, economic development and environmental/cultural preservation purposes. MTGA works at both the state and local levels by assisting public and private interest in trail and greenway planning, funding, development and maintenance. MTGA builds public support for trail and greenway development through events, membership, education, information and advocacy activities.



Michigan Complete Streets www.michigancompletestreets.wordpress.com

Michigan Complete Streets is a coalition of individuals and organizations working toward the development of complete streets policies throughout Michigan. Local communities such as Lansing and Flint are actively working to make our roadways safer for *all users that move people not just automobiles*. Instituting a complete streets policy ensures that transportation planners and engineers design *entire* roadways with *all users* in mind – including bicyclists, public transportation vehicles and riders, and pedestrians of *all ages and abilities*. In addition to local policie smaking efforts, twenty jurisdictions nationwide adopted policies in 2008 and 12 have done so in 2009.



United States Access Board: A Federal Agency Committed to Accessible Design

<http://www.access-board.gov/prowac/index.htm>

Sidewalks, street crossings, and other elements of the public rights-of-ways present unique challenges to accessibility for which specific guidance is considered essential. The Board is developing new guidelines for public rights-of-way that will address various issues, including access for blind pedestrians at street crossings, wheelchair access to on-street parking, and various constraints posed by space limitations, roadway design practices, slope, and terrain. The draft guidelines are being revised based on the input received from the public and will be available for public comment once published.

Access to Recreation www.accesstorecreation.org

Access to Recreation is an initiative that supports community foundations, parks and recreation providers, advocacy groups, and individuals as they work to provide greater access for people of all ages and all abilities to a wide variety of recreation opportunities. This initiative is made possible through a W.K. Kellogg Foundation grant of \$15 million to Midwest Community Foundations' Ventures. The majority of funding has been re-granted to community foundations in Michigan, Ohio, Indiana, and Illinois to use for recreation projects that incorporate universal design principles resulting in greater accessibility. The grant also includes funds to be re-granted to the Michigan Recreation and Association Foundation and the Michigan Department of Natural Resources to be used for recreation projects and to provide ongoing training and learning opportunities for recreation practitioners. Projects include playgrounds and spray parks, scenic trails for walking and biking, kayak and canoe launch and much more.

